



Outagamie County Fair Junior Fair Premium Book



Entries due May 25th

www.OutagamieCountyFair.com

July 20-24, 2022

July 19-23, 2023

Department	Index	Page number
	Judging Schedule	3
	General Rules & Regulations	4
	Show Ring Ethics	6
Dept. 101	Dairy Cattle	7
Dept. 102	Beef Cattle	8
Dept. 103	Swine	9
Dept. 104	Sheep	10
Dept. 105	Goats	11
Dept. 106	Horse & Pony/Horseless Horse	12
Dept. 107	Poultry	14
Dept. 108	Rabbits	16
Dept. 109	Dogs	18
Dept. 110	Animal & Vet Science – Pets	18
Dept. 113	Cats	20
Dept. 114	Plant & Soil Science	21
Dept. 115	Flowers & Houseplants	22
Dept. 116	Natural Sciences	24
Dept. 117	Explorers	27
Dept. 118	Cultural Arts	27
Dept. 120	Photography	30
Dept. 121	Computers	30
Dept. 122	Woodworking	31
Dept. 123	Electricity	31
Dept. 124	Mechanical Projects	32
Dept. 125	Foods & Nutrition – Preservation	34
Dept. 126	Clothing	38
Dept. 127	Knitting & Crocheting	39
Dept. 128	Home Environment	40
Dept. 129	Child Development	40
Dept. 131	Communications	41
Dept. 132	Educational Booths	41
Dept. 133	Youth Leadership & Self-Determined	42
Dept. 134	Citizenship	42
	ATCP 160 Regulations	43
	Animal Health Regulations	47
	4-H Projects & Corresponding Dept.	51



Outagamie County Fair Association:

Our mission is to provide education and quality entertainment and to promote agriculture, youth development, and family fun for Outagamie County and fair-goers of Northeastern Wisconsin.



Animal Fees

Animal Fees are REQUIRED for all Junior Fair animal exhibits housed during the Fair.

- Fee totals will be determined after your online entry has been received. Exhibitors will receive an email with the amount due and with payment options approximately 10 days after the entry deadline.
- Fees will be due to the Outagamie County Fair by June 20th.
- Exhibitors with unpaid fees will NOT be allowed to exhibit their animals.
- There will be NO refunds for animal exhibits entered, but not brought to the fair.

\$3 for each dairy, beef, hog, sheep, and goat entered

\$1 for each poultry and rabbit entered

Outagamie County Fair Association

637 North Main Street
 P.O. Box 246
 Seymour, WI 54165
 (920) 833-2941



Email: outagamiecofair@yahoo.com

Website: www.OutagamieCountyFair.com

Entry questions can be emailed to outagamiefairentries@gmail.com.

Outagamie County Fair Judging Schedule – Junior Fair

Day	Time	Department		Building
Saturday before fair	8 AM	Dept. 106	Horse	Arena
Thursday before fair	7 PM	Dept. 109	Dog Agility held at Winnegamie Dog Club	
Sunday before fair	9 AM		Dog Obedience held at Winnegamie Dog Club	
Tuesday <i>ALL non-animal exhibits are entered on Tuesday Noon-6 PM</i>	Noon – 6 PM	Dept. 110	Animal & Vet Science	#11
		Dept. 115	Flowers and Houseplants	#11
		Dept. 116	Natural Sciences	#11
		Dept. 117	Explorers (K5-2 nd grade)	#5
		Dept. 118	Cultural Arts	#5
		Dept. 120	Photography	#6
		Dept. 121	Computers	#5
		Dept. 122	Woodworking	#5
		Dept. 123	Electricity	#11
		Dept. 124	Mechanical Sciences	#11
		Dept. 125	Foods and Nutrition/Preservation	#5
		Dept. 126	Clothing	#5
		Dept. 127	Knitting & Crocheting	#5
		Dept. 128	Home Environment	#5
Dept. 129	Child Development	#5		
Dept. 133	Self-Determined	#5		
Dept. 134	Citizenship	#5		
Wednesday	9 AM	Dept. 114	Plant Science	#11
		Dept. 118	Theatre Arts (music, drama, dance)	#5
		Dept. 133	Youth Leadership	#5
	4:00 PM	Dept. 105	Goats	#9
Thursday	7:45 AM	Dept. 103	Swine	#12
	8:30 AM	Dept. 108	Rabbits	#4
	9 AM	Dept. 101	Dairy	#9
	3:30 PM	Dept. 104	Sheep	#12
Friday	8 AM	Dept. 102	Beef	#12
	8:30 AM	Dept. 107	Poultry	#4
	Noon	Dept. 101	Dairy Showmanship	#9
Saturday	9 AM	Dept. 106	Horse	Arena
Sunday	10 AM	Dept. 113	Cats	#6
	1 PM	Dept. 110	Pets	#4
	2 PM	Dept. 109	Dog Rally	#9

LIVESTOCK EXHIBITORS: Weigh-in and Carcass Judging will take place on WEDNESDAY. Please check your livestock newsletter for the exact times.



Outagamie County Fair Association Junior Fair General Rules and Regulations

Outagamie County Fair Board Statements:

1. The Outagamie County Fair Board reserves the right to amend or add to these rules at any time.
2. Please check the online version of the fair premium book for updates. The Online Premium Book supersedes the printed Outagamie County Fair Premium Book.

Eligibility and Entry Requirements:

3. Wisconsin Agriculture, Trade, and Consumer Protection Chapter ATCP 160 governs county fairs.
4. Entries in this division are open to certified members of county recognized youth organizations under adult leadership with an education program approved by the fair.
5. Junior Fair exhibitors must be under 20 years of age as of January 1 of the current year.
6. Department 117 is open to youth in K5-2nd grade.
7. Youth must be members in good standing of their organization on or before March 15 of the fair year.
8. A Junior Fair exhibitor may only exhibit in projects that he/she is enrolled in for the current year.
9. All exhibits must represent the work of the exhibitor for the current year only.
10. Any exhibitor showing at a different county fair in the same calendar year in junior competition is not eligible to exhibit in the same department at the Outagamie County Fair.
11. Junior Fair entry begins on April 15th online at www.OutagamieCountyFair.com. Only online entries will be accepted. Please print a copy of your online confirmation for proof of entry.
12. **Junior Fair entry deadline is May 25th** at 11:59 PM.
13. **NO LATE ENTRIES!!!** No changes or additions to entries will be allowed after the deadline.

Exhibit Information:

14. Entry tags will be ready by the last Monday in June.
15. **ALL exhibits must be entered on TUESDAY between Noon and 6 PM.**
16. Only one entry per lot number is permitted. Exception may be made in market classes.
17. Entry tags must be securely fastened to the exhibit. Claim checks are required for release of entries on Sunday.
18. No junior fair member will be allowed to enter the same animal or item in both junior fair and open class.
19. A junior fair exhibitor may enter in open class – exhibitor must follow open class regulations.
20. Exhibitors are requested to pay particular attention to their articles or animals on exhibition and at the close of the fair take charge of the same.
21. The Outagamie County Fair Association will take every precaution for their safekeeping but will not be held responsible for any damage, loss, or accident that may occur.

22. Entries CANNOT be taken from the grounds until Sunday evening at 5 PM. Premiums will be withheld if entries are removed before 5 PM. Buildings will be open until 7 PM for pickup of entries.

Animal Exhibitor Information:

23. Live animals may be exhibited by those in grades 3 and up.
24. Animal exhibitors must provide State approved identification for each animal.
25. Premise ID is required on entry information.
26. Market class exhibitors are allowed 2 entries in a lot (3 for sheep) but only 1 per weight break. Only 1 premium will be paid per weight break.
27. Animal fees are required to be paid by June 20th. Fees may be mailed to the Fair Office at P.O. Box 246, Seymour, WI 54165 or an online payment option will be available after June 1 on the website www.OutagamieCountyFair.com.
28. The Fair Association does not furnish feed, straw, or bedding for animals.
29. Animal exhibitors are required to turn in the Animal Check-In forms to the Superintendent on entry day.
30. Animals which show symptoms of a disease cannot be shown. The superintendent of any department may in his/her discretion require the exhibitor to procure a written confirmation from a licensed veterinarian that the animal is free of any infectious or contagious disease.
31. It is suggested that all animals in this division be the property of the exhibitor and in all cases, they must be fed and cared for by the exhibitor.
32. All animals entered in purebred classes must be registered and papers shown to the superintendent.
33. Decorations in the dairy and livestock barns must be complete by 7 PM on Wednesday of fair week.
34. Please see the website for the current year's Dairy and Livestock project guidelines.

It is the responsibility of each exhibitor to care for animals in a manner that is responsible and ethical.

Any type of rough handling which could harm the animal is prohibited. The use of whips, canes, and show sticks should be restricted to showing only and then be used only to guide the animals, not punish them. Any violation of the National Show Ring Code of Ethics will result in immediate disqualification as well as loss of standing, awards, and premiums, and a one-year suspension from fair activities. A second violation will result in permanent exclusion from any and all future Outagamie County Fair activities. The Fair Board reserves the right to test any animal at any time for any reason.

Judging Information:

35. If an exhibitor cannot be present for the judging, another junior exhibitor may present the absent exhibitor's entries to the judge. There is no automatic penalty for exhibitors who are not present for their judging. Exhibitor must notify the department superintendent of the substitute.

36. Exhibitors must bring a device to play any video, power point, music, or computer entries that need to be played.
37. All decisions of the judge are final. All exhibitors, parents, and spectators are expected to treat judges with respect. Anyone is welcome to discuss with the judge ways to improve their project or their showing skills after the completion of the show. It is not appropriate to harass or argue with the judge.
38. Exhibits not meeting the requirements will be lowered one placing.

Judging Method Descriptions:

Regular Judging (Open Class) There is one 1st, one 2nd, one 3rd, and one 4th place. Judge does not have to give a 1st. Below 4th receives no ribbons and no premiums.

Danish Judging - This is the traditional system whereby all exhibits of the same lot number are presented simultaneously to the judge. The judge evaluates each exhibit but is permitted to give a maximum of 25% ribbons to each group (blue, red, white, pink).

Face-to-Face Judging - This type of judging allows for more flexibility on the part of the judge and the exhibitor. Exhibitors bring all their exhibits in that department to be judged at one time and talk to the judge about the exhibits. Exhibits are not compared with other exhibits in the same lot number but judged on their own merit.

Ribbons:

- 1st – blue – Excellent
- 2nd – red – Very Good
- 3rd – White – Good
- 4th – Pink – Needs Improvement

Additional Information:

39. Admission to the grounds will be charged Wednesday from 4 PM to close and daily from 8 AM to close.
40. Only animals entered as exhibits or for fair sponsored exhibitions are allowed on the grounds.
41. The Outagamie County Fair Association has the right to publish and copyright any exhibitor's image (including audio, moving image, or photography) for educational programs, websites, and promotion of its programs. Any exhibitor not wanting to be photographed needs to submit a letter to the Fair Office by April 1.
42. Those participating in the Outagamie County Junior Fair may request reasonable accommodations for disabilities by contacting the Fair Office by July 1st.

Poster Information:

43. Posters must be designed on or affixed to standard poster board (14"x22" OR 22"x28").
44. Displays must not exceed 36" x 48".
45. Posters may use any medium: watercolor, ink, crayon, acrylic, charcoal, oil, computer-generated, collage, etc.
46. Staple entry tag on the front in the top right-hand corner.
47. Posters/displays should be dated on the back with the current fair year.

Award Information:

48. Please send a thank you to any sponsors of awards that you received!
49. Premium checks must be cashed within 120 days of date of issue.
50. Should a premium be found to have been obtained by false evidence or misrepresentation or a violation of any other rules contained in this book, the exhibitor will be deemed to have forfeited the premium and the money will be withheld by the Fair Association.

Junior Fair Exhibitor Conduct:

51. Respect
 - Self-respect is most important. It is extremely difficult to respect others if you do not respect yourself.
 - Respect for adults reflects a willingness and choice to learn from their knowledge and experiences.
 - Respect of children – children deserve respect that comes with patience and understanding of their needs.
 - Respect of peers means choosing to treat people fairly and with dignity.
 - Respect of property is choosing to use another's property with permission and with care.
 - Respect of country is recognizing our country's symbols such as the flag, national anthem, etc.
52. Exhibitors shall at all times behave themselves with honesty and good sportsmanship. The exhibitor's conduct in this competitive environment shall always reflect the highest standard of honor and dignity.
53. Demonstrate healthy choices. Possession and/or use of alcohol, tobacco, weapons, or illicit drugs/medication(s) is forbidden.
54. Youth are expected to use good judgement in selecting appropriate clothing to wear. Exhibitors are required to wear shoes in the barns.
55. Use of language and gestures found to be objectionable to others is not permitted.
56. Direct criticism or interference with the judge, fair or show management, other exhibitors, or show officials before, during, or after the competitive event is prohibited. All judges and fair and show management shall be treated with courtesy, cooperation, and respect, and no person shall direct abusive or threatening conduct toward them. Violation of this rule shall subject such individual to disciplinary action.

Note to adults: Possession and/or use of alcohol is NOT ALLOWED in buildings that house animals and within a 50-foot perimeter around those buildings.

Rules Violation Information

57. The Outagamie County Fair Board reserves the right to interpret rulings should questions arise.
58. Exhibitors violating any of the above rules and/or department rules will be subject to any or all of the following consequences:
 - Notification of emergency personnel if there is reason to believe that it is necessary.
 - Notification of parents or guardians.
 - Individual may be required to appear before the Outagamie Co. Fair Association Board to explain his/her actions.
 - Removal of individual and his/her exhibits from the present year's Junior Fair. Any premiums earned will be revoked.
 - Revocation of privilege to enter exhibits in future Outagamie County Fairs.
59. Any deliberate manipulation of rules or entries to gain an unfair advantage shall result in forfeiture of ALL premiums and awards as well as possible disbarment for up to three (3) years from the Outagamie County Fair.



IAFE – International Association of Fairs and Expositions National Code of Show Ring Ethics

Exhibitors of animals at livestock show shall at all times deport themselves with honesty and good sportsmanship. Their conduct in this competitive environment shall always reflect the highest standards of honor and dignity to promote the advancement of agricultural education. This code applies to junior as well as open class exhibitors who compete in structured classes of competition. This code applies to all livestock offered in any event at a livestock show. In addition to the "IAFE National Code of Show Ring Ethics", fairs and livestock shows may have rules and regulations which they impose on the local, county, state, provincial, and national levels.

All youth leaders working with junior exhibitors are under an affirmative responsibility to do more than avoid improper conduct or questionable acts. Their moral values must be so certain and positive that those younger and more pliable will be influenced by their fine example. Owners, exhibitors, fitters, trainers, and absolutely responsible persons who violate the code of ethics will forfeit premiums, awards, and auction proceeds and shall be prohibited from future exhibition in accordance with the rules adopted by the respective fairs and livestock shows. Exhibitors who violate this code of ethics demeaning the integrity of all livestock exhibitors and should be prohibited from competition at all livestock shows in the United States and Canada.

The following is a list of guidelines for all exhibitors and all livestock in competitive events:

1. All exhibitors must present, upon request of fair and livestock show officials, proof of ownership, length of ownership, and age of all animals entered. Misrepresentation of ownership, age, or any facts relating thereto is prohibited.
2. Owners, exhibitors, fitters, trainers, or absolutely responsible persons shall provide animal health certificates from licensed veterinarians upon request by fair or livestock show officials.
3. Junior exhibitors are expected to care for and groom their animals while at fairs or livestock shows.
4. Animals shall be presented to show events where they will enter the food chain free of drugs. The act of entering an animal in a livestock show is the giving of consent by the owner, exhibitor, fitter, trainer and/or absolutely responsible person for show management to obtain any specimens of urine, saliva, blood, or other substances from the animal to be used in testing. Animals not entered in an event which culminates with the animal entering the food chain shall not be administered drugs other than in accordance with applicable federal, state, and provincial statutes, regulations and rules. Livestock shall not be exhibited if the drugs administered in accordance with federal, state, and provincial statutes, regulations and rules affect the animal's performance or appearance at the event.

If the laboratory report on the chemical analysis of saliva, urine, blood, or other sample taken from livestock indicates the presence of forbidden drugs or medication, this shall be prima facie evidence such substance has been administered to the animal either internally or externally. It is presumed that the sample of urine, saliva, blood, or other substance tested by the approved laboratory to which it is sent is the one taken from the animal in question, its

integrity is preserved and all procedures of said collection and preservation, transfer to the laboratory and analysis of the sample are correct and accurate and the report received from the laboratory pertains to the sample taken from the animal in question and correctly reflects the condition of the animal at the time the sample was taken, with the burden on the owner, exhibitor, fitter, trainer, or absolutely responsible person to prove otherwise at any hearing in regard to the matter conducted by the fair or livestock show.

At any time after an animal arrives on the fair of livestock show premises, all treatments involving the use of drugs and/or medications shall be administered by a licensed veterinarian.

5. Any surgical procedure or injection of any foreign substance or drug or the external application of any substance (irritant, counter-irritant, or similar substance) which could affect the animal's performance or alter its natural contour, confirmation, or appearance, except external applications of substances to the hoofs or horns of animals which affect appearance only and except for surgical procedures performed by a duly licensed veterinarian for the sole purpose of protecting the health of the animal, is prohibited.
6. The use of showing and/or handling practices or devices such as striking animals to cause swelling, using electrical contrivance, or other similar practices are prohibited.
7. Direct criticism or interference with the judge, fair or livestock show management, other exhibitors, breed representatives, or show officials before, during, or after the competitive event is prohibited. In the furtherance of their official duty, all judges, fair and livestock show management, or other show officials shall be treated with courtesy, cooperation, and respect and no person shall direct abusive or threatening conduct toward them.
8. No owner, exhibitor, fitter, trainer, or absolutely responsible person shall conspire with another person or persons to intentionally violate this code of ethics or knowingly contribute or cooperate with another person or persons either by affirmative action or inaction to violate this code of ethics. Violation of this rule shall subject such individual to disciplinary action.
9. The application of this code of ethics provides for absolute responsibility for an animal's condition by an owner, exhibitor, fitter, trainer, or participant whether or not he or she was actually instrumental in or had actual knowledge of the treatment of the animal in contravention of this code of ethics.
10. The act of entering an animal is the giving of consent by the owner, exhibitor, fitter, trainer, or absolutely responsible person to have any disciplinary action taken by the fair or livestock show against such individuals published in any publication of the International Association of Fairs and Expositions including *Fairs and Expositions* and any special notices to members.
11. The act of entering an animal in a fair or livestock show is the giving of verification by the owner, exhibitor, fitter, trainer, or absolutely responsible person that he or she has read the IAFE National Code of Show Ring Ethics and understands the consequences of and penalties provided for actions prohibited by the code. It is further a consent that any action which contravenes these rules and is also in violation of federal, state, or provincial statutes, regulations, or rules may be released to appropriate law enforcement authorities with jurisdiction over such infractions.

**It is an honor to win.
But it is more important to win with honor.**



Department 101 – Dairy

Judging will begin at 9 AM on Thursday

Showmanship will be judged Friday at Noon

Entry Information

- Open to youth enrolled in the 4-H Dairy project or youth of other groups doing equivalent work.
- Exhibitors may enter 6 animals and **exhibit 4 animals**. Member may only exhibit 1 animal per lot number.
- Wisconsin approved identification must be entered for all animals.
- Any Holstein with a RHA lower than 87% must be entered as a grade animal.
- All dairy exhibitors are eligible to enter an educational exhibit. Please see Dept. 110 – Class C.

Exhibit Information

- Refer to ATCP 160.08 for age divisions.
- Exhibits must abide by Wisconsin County Fair Health Rules.
- The Animal Check-In Form must be turned in at entry. You **must** list your Premise ID number.
- All purebreds must show proof of registration to Fair Superintendent on entry day of the fair.
- Exhibitors must follow all department, county, and state rules listed under general guidelines.
- It is recommended that exhibitors have liability insurance.
- Animals and exhibits must be clean and in place by 9 AM each day and must remain clean throughout the day.
- Exhibitors may not wear shirts which identify them to a farm or herd while in the show ring.
- Unruly animals in the show ring are taken to the side, not shown any further in the ring, but will be placed.
- If an animal cannot be shown for health reasons, another animal may be shown in the same class and lot **IF** approved in writing by a dairy superintendent up until fair entry day. Fair office must be notified of change.
- Dairy animals may be released at 7 PM on Saturday by the Dairy Superintendent to be transported directly to district/state breed shows. Proof of entry in the show must be provided by the exhibitor.

CLASS A – Ayrshire

CLASS B – Brown Swiss

CLASS C – Guernsey

CLASS D – Jersey

CLASS E – Milking Shorthorn

CLASS F – Holstein

Premiums: \$9 - \$8 - \$7 - \$5.

Lot numbers

1. Heifer calf, spring - Purebred
2. Heifer calf, spring - Grade
3. Heifer calf, winter - Purebred
4. Heifer calf, winter - Grade
5. Heifer calf, fall - Purebred
6. Heifer calf, fall – Grade

Premiums: \$11 - \$9 - \$7 - \$5

Lot numbers

7. Heifer, summer yearling – Purebred

8. Heifer, summer yearling – Grade
9. Heifer, spring yearling – Purebred
10. Heifer, spring yearling – Grade
11. Heifer, winter yearling – Purebred
12. Heifer, winter yearling – Grade
13. Heifer, fall yearling – Purebred
14. Heifer, fall yearling – Grade

Premiums: \$12 - \$10 - \$8 - \$6

Lot numbers

15. Cow, 2-year old – Purebred
16. Cow, 2-year old – Grade
17. Cow, 3-year old – Purebred
18. Cow, 3-year old – Grade
19. Cow, 4-year old – Purebred
20. Cow, 4-year old – Grade
21. Cow, 5 years and over – Purebred
22. Cow, 5 years and over – Grade
23. Dry cow, 3 years and over – Purebred
24. Dry cow, 3 years and over – Grade

CLASS G – Any other Dairy Breed not listed

Grade or purebred

Premiums: \$8 - \$7 - \$6 - \$5

Lot numbers

25. Heifer calf, spring
26. Heifer calf, winter
27. Heifer calf, fall
28. Heifer, summer yearling
29. Heifer, spring yearling
30. Heifer, winter yearling
31. Heifer, fall yearling
32. Cow, 2-year-old
33. Cow, 3-year-old
34. Cow, 4 years and over
35. Dry cow, 3 years and over



Spring Calf – DOB is on or after March 1 of the exhibit year

Winter Calf – DOB is between Dec. 1 of the year preceding the exhibit year and Feb. 28 or 29 of exhibit year

Fall Calf – DOB is between Sept. 1 and Nov. 30 of the year preceding the exhibit year

Summer Yearling – DOB is between June 1 and Aug. 31 of the year preceding the exhibit year

Spring Yearling – DOB is between March 1 and May 31 of the year preceding the exhibit year

Winter Yearling – DOB is between Dec. 1 of the second year preceding the exhibit year and Feb. 28 or 29 of the year preceding the exhibit year

Fall Yearling – DOB is between Sept. 1 and Nov. 30 of the second year preceding the exhibit year

Cow, 2-year old – DOB is between Sept. 1 of the third year preceding the exhibit year and Aug. 31 of the second year preceding the exhibit year – includes a yearling that has freshened

Cow, 3-year old – DOB is between Sept. 1 of the fourth year preceding the exhibit year and Aug. 31 of the third year preceding the exhibit year

Cow, 4-year old – DOB is between Sept. 1 of the fifth year preceding the exhibit year and Aug. 31 of the fourth year preceding the exhibit year

CLASS H – Exhibitor Herd – Ribbon only

All animals in this group must have been carried as a project by the person showing. **MUST be on entry form.**

Lot numbers

36. Cow and offspring (any breed) – grade or purebred

37. Produce of dam (any breed) – grade or purebred – 2 animals, same dam (dam to be owned and raised by exhibitor)

- 38. Ayrshire young herd
- 39. Brown Swiss young herd
- 40. Guernsey young herd
- 41. Holstein young herd
- 42. Jersey young herd
- 43. Milking Shorthorn young herd
- 44. Bred and owned by junior exhibitor – any age, any breed

YOUNG HERD
consists of 3 animals:
○ Cow, 2 years and over
○ Yearling heifer
○ Heifer calf

CLASS I – Best Club Exhibit – Ribbon only

- Open to any club exhibiting 5 animals
- One entry per club

45. Best Club Exhibit

CLASS J – Dairy Showmanship

- Danish judging
- Back tag numbers must be worn into ring

Premiums: \$3 - \$2.50 - \$2 - \$1.50

- 46. Members in grades 3-4
- 47. Members in grades 5-6
- 48. Members in grades 7-8
- 49. Members in grades 9-10
- 50. Members in grades 11-13

SPECIAL AWARDS: No pre-entry necessary

- **BEST UDDER** award – any breed – Cows in production are eligible
- **PRODUCTION** award – any breed – Official DHI or DHIR records must be presented to superintendents by 5 PM Wednesday
- **LARA PLAMANN MEMORIAL TOP CLUB HERDSMANSHIP**
 - Two divisions: clubs with 1-10 animals and clubs with 11 animals or more
 - Traveling plaque and \$100 awarded to top club in both divisions
 - \$50 awarded to second place club in both divisions



Department 102 – Beef
Judging will begin at 8 AM on Friday
Showmanship classes will be judged last

Entry Information

- Open to youth enrolled in the 4-H Beef project or youth of other groups doing equivalent work.
- **Market animal exhibitors:** use market tag numbers (no letters) on online entries and on Check-In form.
- **Breeding stock exhibitors:** use WI approved ear tag number on online entry and on Check-In form.
- One (1) entry per lot number may be shown. See exception under Market Class.
- No more than **3** animals per exhibitor in this department.
- Exhibitors must be at least 12 years old to show bull calves.
- Refer to ATCP 160.08 for age divisions.
- All Beef exhibitors are eligible to enter an educational exhibit. See Dept. 110 – Class D.

BEEF Exhibit Info:

- Exhibits must abide by Wisconsin County Fair Health Rules.
- The Animal Check-In Form must be turned in at entry. You must list your Premise ID number.
- Exhibitors must follow all department, county, and state rules listed under general guidelines.

- It is recommended that exhibitors have liability insurance.
- All beef exhibitors are encouraged to be YQCA certified.
- All beef exhibitors will follow the guidelines as established by the 4-H Livestock Committee. Additional information can be found in the Livestock Newsletter.
- Show sticks are encouraged for all beef classes.
- All beef exhibits will be housed in the beef barn.
- ALL fans must be hanging. NO fans on stands.

BEEF Class Definitions:

- **Junior Calf** – one born on or after January 1 of exhibit year (at least 4 months old at time of show)
- **Senior Calf** – one whose date of birth is between September 1 and December 31 of the year preceding the exhibit year
- **Summer Yearling** – one whose date of birth is between May 1 and August 31 of the year preceding the exhibit year
- **Junior Yearling** – one whose date of birth is between January 1 and April 30 of the year preceding the exhibit year
- **Senior Yearling** – one whose date of birth is between September 1 and December 31 of the second year preceding the exhibit year
- **2-year old or older cow** – is one born before September 1 of the second year preceding the exhibit year

MARKET CLASSES

- Market beef animals will be weighed in on Wednesday after goats, swine, and sheep.
- Animals will only be weighed one time at the fair.
- Weight breaks will be determined by superintendents based on weight at Wednesday's weigh-in.
- Two (2) animals per lot may be shown, but no more than 1 animal may be shown in any given weight break. No premium will be paid on second animal in any given weight break.
- All breeds will be judged in the same lot numbers. Only beef breeds or dairy beef steers being fattened for market may be exhibited in this category.
- No horns allowed on animals being exhibited in market classes.
- Premiums: \$8 - \$7 - \$6 - \$5

CLASS A – Feeder Calf – Entries in this class may be beef calves (steers) with a limit of 1 entry per exhibitor.

- Feeder calves will be weighed on entry day.
- Feeder calves will be shown by weights
- Weight breaks for classes will be determined after all calves are weighed-in.
- Feeder calves must be castrated.

Lot number

1. Dairy feeder calf
2. Dairy-Beef cross & Beef feeder calf

CLASS B – Market Dairy-Beef

both parents are dairy animals

3. Market Dairy-Beef Steer

CLASS C – Market Dairy-Beef Cross

one parent is a dairy animal and one parent is a beef animal

4. Market Steer

CLASS D – Market ALL Beef Breeds

both parents are beef animals

5. Market Steer

Weigh-In/Ultrasound Schedule on Wednesday - 3:30 - 4:30 * Beef
MUST have carcass ENTRY TAG present at the time of ultrasound!!

BEEF BREED CLASSES

CLASS E – European Breeds

Angus, Hereford, Shorthorn, etc.

CLASS F – Exotic Breeds

Charolais, Simmental, etc.

Premiums: \$9 - \$8 - \$7 - \$5

Lot numbers

6. Junior bull calf – purebred only
7. Senior bull calf – purebred only
8. Junior heifer calf

Premiums: \$11 - \$9 - \$7 - \$5

Lot numbers

9. Senior heifer calf
10. Summer yearling heifer
11. Junior yearling heifer
12. Senior yearling heifer

Premiums: \$8 - \$7 - \$6 - \$5

Lot number

13. Cow, 2 years and over

CLASS G – Beef Crossbred

(both parents are beef breeds)

Premiums: \$11 - \$9 - \$7 - \$5

Lot numbers

14. Junior heifer calf
15. Senior heifer calf
16. Summer yearling heifer
17. Junior yearling heifer
18. Senior yearling heifer

CLASS H – Dairy-Beef Cross

(any dairy-beef arrangement)

Premiums: \$11 - \$9 - \$7 - \$5


Lot numbers

19. Junior heifer calf
20. Senior heifer calf
21. Summer yearling heifer
22. Junior yearling heifer
23. Senior yearling heifer

CLASS I – Showmanship

- Must be pre-entered.
- Judged Danish. Back tag numbers must be worn into ring.
- Premiums: \$3 - \$2.50 - \$2 - \$1.50

24. Members in grades 11 and up
25. Members in grades 9-10
26. Members in grades 7-8
27. Members in grades 5-6
28. Members in grades 3-4



CLASS J – Beef Carcass

- Must be pre-entered
- Judged Danish
- Only 1 entry per exhibitor
- Ultra-sound judging on Wednesday

Premiums: \$6 - \$5 - \$4 - \$3

Lot number

29. Beef steer carcass



Department 103 – Swine

Judging will begin at 7:45 AM on Thursday
Showmanship classes will be judged last

Entry Information:

- Open to youth enrolled in the 4-H Swine project or youth of other groups doing equivalent work.
- One (1) entry per lot number may be shown. See exception under Market Class.
- No more than **3** animals per exhibitor in this department.
- Market animal exhibitors: use market tag numbers (no letters) on online entries and on Check-In form.
- Entries may include purebred, grade, or crossbred hogs.
- A market hog will consist of a barrow or a gilt. A barrow is a male castrated and healed.
- Refer to ATCP 160.08 for age divisions.

Exhibit Information:

- Exhibits must abide by Wisconsin County Fair Health Rules.
- The Animal Check-In Form must be turned in at entry. You **MUST** list your Premise ID number.
- Exhibitors must follow all department, county, and state rules listed under general guidelines.
- It is recommended that exhibitors have liability insurance.
- Weight breaks will be determined by the superintendents based on weight at weigh-in.
- All breeds will be judged together.
- Hogs should be clean. Use of oil or powder is prohibited.
- All swine exhibitors are encouraged to be YQCA certified.
- All swine exhibitors will follow the guidelines as established by the Livestock Committee. Additional information can be found in the Livestock Newsletter.
- All Swine exhibitors are eligible to enter an educational exhibit. See Dept 110 – Class E

MARKET CLASSES

- Market swine animals will be weighed in on Wednesday.
- Animals will only be weighed one time at the fair.
- Three (3) animals per lot may be shown, but no more than 1 animal may be shown in any given weight break. No premium will be paid on second animal in any given weight break.

Premiums: \$6 - \$5 - \$4 - \$3

CLASS A – Gilts

Lot number

1. Market Gilt

CLASS B – Barrows

2. Market Barrow

CLASS C – Carcass Class

- Must be pre-entered
- Entries will be judged Danish
- Each exhibitor is limited to a single entry in Class C.
- This is a market animal shown at the fair.
- Ultra-sound judging on Wednesday.
- Premiums: \$6 - \$5 - \$4 - \$3

Lot number

3. Market hog carcass

CLASS D – SWINE Showmanship

- Must be pre-entered.
- Judged Danish.
- Back tag numbers must be worn into ring.
- Premiums: \$3 - \$2.50 - \$2 - \$1.50

Lot numbers

4. Members in grades 12 and up
5. Members in grade 11
6. Members in grade 10
7. Members in grade 9
8. Members in grade 8
9. Members in grade 7
10. Members in grade 6
11. Members in grade 5
12. Members in grade 4
13. Members in grade 3



Entry Information:

- Open to youth enrolled in the 4-H Sheep project or youth of other groups doing equivalent work.
- One (1) entry per lot may be shown. See exception in Department J.
- No more than **3** animals per exhibitor may be shown in the sheep breed classes
- No more than **3** market lambs per exhibitor may be shown.
- Maximum of 6 animals per exhibitor.
- **Market animal exhibitors:** use market tag numbers (no letters) on online entries and on Check-In form.
- **Breeding stock exhibitors:** use WI approved ear tag numbers on online entries and on Check-In form.
- Refer to ATCP 160.08 for age divisions.

Exhibit Information:

- Exhibits must abide by WI County Fair Health Rules.
- Exhibitors must follow all department, county, and state rules listed under general guidelines.
- All sheep exhibitors will follow the guidelines as established by the Livestock Committee. Additional information can be found in the Livestock Newsletter.
- All registered breeding stock must have registration papers available. Papers will be checked.
- non-registered The Animal Check-In Form must be turned in at entry. You **MUST** list your Premise ID number.
- ALL sheep must have a scrapie tag.
- It is recommended that exhibitors have liability insurance.
- All sheep exhibitors are encouraged to be YQCA certified.
- Spray painting of any kind to the head, legs, feet, or body of animals will **NOT** be allowed.
- All wool breeds including registered Columbias, Corriedales, Rombouillets, and Targhees shall be shown with 2 inches of wool or less.
- Premiums: \$5 - \$4 - \$3 - \$2

Spring Lamb - born on or after February 16 of the exhibit year.

Winter Lamb - born between January 1 and February 15 of the exhibit year

Fall Lamb - born between August 31 and December 31 of the preceding exhibit year

Market Lamb - born on or after January 1 of the exhibit year

SHEEP BREED CLASSES

CLASS A – Hampshire, registered

CLASS B – Oxford, registered

CLASS C – Shropshire, registered

CLASS D – Southdown, registered

CLASS E – Suffolk, registered

CLASS F – Any other breed, not listed, registered

CLASS G – Any other breed, colored fleece, registered

CLASS H – Any other breed, colored fleece, non-registered

CLASS I - Commercial, non-registered

Lot numbers

1. Spring ram lamb
2. Winter ram lamb
3. Fall ram lamb
4. Yearling ram
5. Spring ewe lamb
6. Winter ewe lamb
7. Fall ewe lamb
8. Yearling ewe
9. Mature ewe – over 2 years and has lambed
10. Pair of lambs
11. Flock – yearling ewe, ram lamb, and ewe lamb

CLASS J – Market Classes – all breeds

- Market sheep will be weighed in on entry day. See livestock newsletter for times.
- Animals will only be weighed one time at the fair.
- Three (3) animals may be entered in Lot 12. But no more than 1 animal may be shown in any given weight break. No premium will be paid on second animal in any given weight break.
- Weight breaks will be determined by superintendents based on weight at weigh-in.
- All meat breeds shall be shorn to be shown at the county fair.
- All belly wool is to be removed on all market lambs.
- Market lambs may be wethers or ewes.

Lot numbers

12. Market lamb
13. Pair of market lambs (consisting of 2 lambs shown in market class only)

CLASS K – Carcass Class

- Must be pre-entered.
- Entries will be judged Danish.
- Each exhibitor is allowed a single entry in class K.
- This is a market animal shown at the fair.
- Ultra-sound judging on Wednesday.

Lot number

14. Market lamb carcass

CLASS L – Showmanship - SHEEP

- Must be pre-entered.
 - Judged Danish.
 - Back tag numbers must be worn into ring.
 - Premiums: \$3 - \$2.50 - \$2 - \$1.50
15. Members in grades 11 and up
 16. Members in grades 9-10
 17. Members in grades 7-8
 18. Members in grades 5-6
 19. Members in grades 3-4



Department 105 – Goats

Judging will begin at 4:00 PM on Wednesday

Entry Information:

- Open to youth enrolled in the 4-H Goat project or youth of other groups doing equivalent work.
- One (1) entry per lot may be shown. See exception in Department J.
- **Market animal exhibitors:** use market tag numbers (no letters) on online entries and on Check-In form.
- **Breeding stock exhibitors:** use WI approved ear tag numbers on online entries and on Check-In form.
- *No more than 3 dairy goats per exhibitor*
- *No more than 3 meat goats per exhibitor*
- *No more than 2 pet goats per exhibitor*
- *Maximum of 6 goats per exhibitor.*
- No intact male goats may be shown.
- Goats with full natural horns may not be entered unless full natural horns are a standard for a specific breed.
- Refer to ATCP 160.08 for age divisions.
- All goat exhibitors are eligible to enter an educational exhibit. See Dept. 110 – Class G

Exhibit Information:

- Exhibits must abide by Wisconsin County Fair Health Rules.
- The Animal Check-In Form must be turned in at entry. You must list your Premise ID number.
- ALL goats MUST have a scrapie tag.
- Goats with tattoo must provide a copy of registration papers.
- Exhibitors must follow all department, county, and state rules listed under general guidelines.
- It is recommended that exhibitors have liability insurance.
- All goat exhibitors are encouraged to be YQCA certified.
- All goat exhibitors will follow the guidelines as established by the Livestock Committee. Additional information can be found in the Livestock Newsletter.
- Entries will be judged Danish.
- Back tags must be worn into the show ring.
- Premiums: \$5 - \$4 - \$3 - \$2

CLASS A – Pet or Companion Goat (any goat kept as a pet or companion animal including Pygmy and Angora)

- Class includes any type of goat not shown in any other listed goat class.
- No more than 2 pet goats per exhibitor.
- Goats can be exhibited with or without horns.
- Animal must be clean, healthy, and well groomed – brushed, hooves trimmed, tail squared off, and hair above hooves trimmed – clipping optional
- Class is judged on the animal's health and general appearance as well as on their responsiveness to the exhibitor (ease of handling). Pet animals are not judged on conformation.
- Members wishing to participate in showmanship must enter under meat or dairy showmanship lots.

Lot numbers

1. Doe, any age
2. Wether, any age



CLASS B – Meat Goat Breeding Stock

The following guidelines apply to all Meat Goat Classes (B, C, and D)

- No more than 3 meat goats per exhibitor.
- One entry per lot – except market lots 7 and 8 – may have 2 goats per lot, but only one per weight break.
- Meat goats may be exhibited with or without horns, check breed standard for breeds that require horns.
- All meat goat breeding stock and market lots must be sheared and properly fitted for show.
- Meat breeds: Boer, Kiko, Spanish, Tex-Mex (Boer/Fainter cross), Fainter, meat goat crossbreds

Lot numbers

3. Kid doe under 1 year
4. Yearling doe, 1-2 years never freshened
5. Yearling doe, 1-2 years has freshened
6. Mature doe over 2 years that has freshened, including dry milker

MARKET GOATS

- Market animals must have market tag number on online entry form.
- Market goat classes are open to any breed or crossbred female (unbred) or neutered male.
- Goat must be under 1 year of age on entry day of fair.
- Please see livestock newsletter for weigh-in times.
- Goats will only be weighed once at the fair.
- Weight groups will be determined by superintendent based on weight at weigh-in.
- 2 animals per lot may be shown, but no more than 1 animal may be shown in any given weight break. No premium will be paid on second animal in any given weight break.
- Animal Check-In form (includes drug form) must be turned in at weigh-in.

CLASS C – Market Goat – Dairy Breeds

Lot number

7. Dairy Market Goat

CLASS D – Market Goat – Meat Breeds and Dairy/Meat Breed Cross

Lot number

8. Meat Market Goat

CLASS E – Carcass Class - GOATS

- Must be pre-entered. Entries will be judged Danish.
- Each exhibitor is limited to a single entry in Class E.
- This is a market animal shown at the fair.
- Ultra-sound judging on Wednesday 11:30 am – Noon
- MUST have entry tag for GOAT Carcass Class!
- Premiums: \$6 - \$5 - \$4 - \$3

Lot number

9. Carcass Class

CLASS F – Meat Goat Showmanship – Judged Danish.

Back tag numbers must be worn into ring.

Premiums: \$3 - \$2.50 - \$2 - \$1.50

Lot numbers

10. Members in grades 9-13
11. Members in grades 6-8
12. Members in grades 3-5

CLASS G – Dairy Goat Breeding Stock

- One entry per lot, no more than 3 dairy goats per exhibitor
- No horns permitted on Dairy Goats.

- All Dairy Goats must be sheared and properly fitted for show.



Lot number

- Junior doe kid, under 4 months, must never have freshened
- Senior doe kid, 4-7 months, must never have freshened
- Junior yearling doe, 7-12 months, must never have freshened
- Senior yearling doe, at least 12 months and under 24 months, must never have freshened
- Yearling milker, under 2 years, must have freshened and be in milk
- Junior milker, 2 years and under 3 years, must have freshened and be in milk
- Mature milker, 3 years and under 5 years, must have freshened and be in milk
- Aged milker, 5 years and over, must have freshened and be in milk
- Dry Yearling doe, 1-2 years, must have freshened and not be in milk
- Dry Mature doe, 3 years and over, must have freshened and not be in milk

CLASS H – Dairy Goat Showmanship – Judged Danish. Back tag numbers must be worn into ring.

Premiums: \$3 - \$2.50 - \$2 - \$1.50

- Members in grades 9-13
- Members in grades 6-8
- Members in grades 3-5

Department 106 –
Horse & Pony and Horseless Horse
 Saturday before Fair – All Classes (except Gymkhana)
 after Open Class Horse Show
 Saturday of Fair – 9 am - Gymkhana



Exhibitors:

- Open to youth enrolled in the 4-H Horse & Pony or Horseless Horse project or youth of other groups doing equivalent work.
- Horseless Horse project members may enter in Class G and/or H. They may only show 1 animal.

Entry Information:

- Exhibitors MUST include Farm Premise ID on entry.
- Wisconsin approved identification must be entered on online entry for all animals entered.
- A maximum of 2 animals may be entered by a single exhibitor.
- For each project animal, exhibitors will receive a total of 2 premiums. A premium for 1 class in which the animal is judged and a premium for 1 class in which the exhibitor is judged.
 - A showmanship (Class A) **OR** horsemanship/equitation (Class B) for one premium - Exhibitor is judged - **AND**
 - A pleasure (Class C) **OR** halter (Class D) **OR** performance (Class E) or (Class F) - Project animal is judged - for another premium.
- A horse may be shared by multiple family members as long as each exhibitor is in a different age division. All exhibitors will receive a premium for Class A or Class B. Only one exhibitor will receive a premium for Classes C, D, E, or F.
- A horse may be shared with a non-family member, if it is declared as a project horse, but must be entered in a different lot number. Only 1 exhibitor will receive a premium.
- Beginner classes are open only to exhibitors who are first or second-year members in the Horse and Pony project.

- All Horse and Pony and Horseless Horse exhibitors are eligible to enter educational exhibits. See Dept. 110 Class H.

Horse:

- Horse must have proof of current negative Coggins Test. Please bring the original and 1 copy – the copy will be kept in the fair's files. Any horse or pony not meeting these requirements will be required to leave the show grounds.
- It is highly recommended that horses have up-to-date eastern and western encephalitis vaccine, tetanus, and influenza or the 4-in-1 shot and rabies.
- No stallions born prior to January 1 of current year may be shown.
- Lame horses will be excused.

Classification:

- 2 years old and under: born on or after January 1 two years preceding exhibit year – NO stallions
- Over 2 years old: born prior to January 1 two years preceding exhibit year – NO stallions
- Pony: 14 hands (56 inches) or less is considered a pony. Horses/ponies must be measured before May 30 – NO stallions
- Mules may be shown in horse or pony classes based on height – NO stallions

Show Information:

- A parent or guardian must accompany exhibitors while on show grounds the day of the show.
- Boots and a long sleeve shirt are required for ALL classes including gymkhana. A short-sleeve shirt is permissible only when a jacket is worn. If jackets become optional, a long-sleeve shirt is required.
- SEI approved helmets with harness securely fastened are required any time an exhibitor is mounted or driving a horse or pony on the fairgrounds.
- Any exhibitor who causes a potential safety hazard will be excused from the show ring by the fair superintendent.
- Exhibitor numbers must be worn by exhibitors at all times during the show.
- Professional grooms or trainers are not allowed to work with horses or exhibitors on the fairgrounds.
- Exhibitor is the only person allowed to ride or drive a horse/pony on the fairgrounds.
- There is a two-minute gate limit. A two-minute tack change is permitted when requested.

Premiums: \$8 - \$7 - \$6 - \$

CLASS A –HORSE Showmanship – Judged on the exhibitor's ability to show the horse or pony in hand. Danish Judging.

Lot Numbers

- Western pony, grades 3-5
- Western pony, grades 6-8
- Western pony, grades 9-13
- English pony, grades 3-5
- English pony, grades 6-8
- English pony, grades 9-13
- Western horse, grades 3-5
- Western horse, grade 6-8
- Western horse, grade 9-13
- English horse, grades 3-5
- English horse, grade 6-8
- English horse, grade 9-13
- Draft horse, grades 3-13
- BEGINNERS – horse or pony – English or Western, grades 3-13
 - Beginner members MAY NOT enter lots 1-13
 - Beginner classes open ONLY to exhibitors that are first or second-year members in the Horse & Pony project

CLASS B - Horsemanship/Equitation – Judged on the exhibitor’s ability to ride a horse or pony under saddle. Danish Judging. If pony class is offered, pony must be shown in designated pony class.

Lot Numbers

15. Western stock seat pony, 3-5
16. Western stock seat pony, 6-8
17. Western stock seat pony, 9-13
18. Western stock seat horse, 3-5
19. Western stock seat horse, 6-8
20. Western stock seat horse, 9-13
21. English saddle seat pony, 3-5
22. English saddle seat pony, 6-8
23. English saddle seat pony, 9-13
24. English saddle seat horse, 3-5
25. English saddle seat horse, 6-8
26. English saddle seat horse, 9-13
27. English hunt seat pony, 3-5
28. English hunt seat pony, 6-8
29. English hunt seat pony, 9-13
30. English hunt seat horse, 3-5
31. English hunt seat horse, 6-8
32. English hunt seat horse, 9-13



Walk/Trot Equitation, horse or pony, English or western (exhibitor and horse combination may not enter any other lot number requiring a canter or lope)

33. Grades 3-5
34. Grades 6-13

35. Reinsmanship driving pony
36. Reinsmanship driving horse
37. Reinsmanship driving draft horse

CLASS C – Pleasure - Horse or pony is judged as to its performance as a pleasure mount or as a pleasure to drive. If pony class is offered, pony must be shown in designated pony class. Judged Danish.

38. Western pony, grades 3-5
39. Western pony, grades 6-8
40. Western pony, grades 9-13
41. Western Horse, grades 3-5
42. Western Horse, grade 6-8
43. Western Horse, grade 9-13
44. English saddle seat pony, 3-5
45. English saddle seat pony, 6-8
46. English saddle seat pony, 9-13
47. English saddle seat horse, 3-5
48. English saddle seat horse, 6-8
49. English saddle seat horse, 9-13
50. English hunt seat pony, 3-5
51. English hunt seat pony, 6-8
52. English hunt seat pony, 9-13
53. English hunt seat horse, 3-5
54. English hunt seat horse, 6-8
55. English hunt seat horse, 9-13
56. Green broke pleasure (horse never to have been shown in a canter class prior to this year and not permitted in any other riding class except Trail)

Walk/trot pleasure – horse or pony, English or western (exhibitor and horse combination may not enter any other lot number for lope or canter)

57. Grades 3-5
58. Grades 6-13
59. Pleasure driving pony

60. Pleasure driving horse
61. Pleasure driving draft horse

CLASS D – Halter – Conformation of a horse or pony is judged. Regular judging – 1st, 2nd, 3rd, 4th only

Lot numbers

62. Mare and foal pony (emphasis on foal)
63. Mare and foal horse (emphasis on foal)
64. Pony (<14 hands) 2 years and under
65. Pony (<14 hands) over 2 years
66. Western horse, 2 years and under
67. Western horse, over 2 years
68. English horse, 2 years and under
69. English horse, over 2 years
70. Beginner – horse or pony, English or Western (Beginner classes are open only to exhibitors that are first or second-year members in the Horse project – may NOT enter in Lot 62-69.)

CLASS E – Horse and Pony Performance

Exhibitor may enter only 1 horse/pony in each lot number

Regular judging – 1st, 2nd, 3rd, 4th only

- Lots 71-74 are judged on ability of horse/pony and rider to work in unison
 - Exhibitor/horse combination may choose 1 entry from Lots 71, 72, 73, or 74.
 - For Dressage entries – each horse/rider combination may enter 2 consecutive levels (example: intro & training, training & level 1) and ride a maximum of 2 tests (See handbook for dressage patterns)
71. Intro Test A (2019), Test B (2021), Test C (2022)
Walk/Trot
 72. Training Level Test 1 (2019), Test 2 (2021), Test 3 (2022)
 73. Western Dressage– Intro Test 1 (2019), Test 2 (2021), Test 3 (2022)
 74. Western Dressage – Basic Level 1 (2019), Level 2 (2021), Level 3 (2022)
 75. Horse/Pony Presentation – Judged on cleanliness of exhibitor and horse. Youth should be able to answer a general knowledge question about the care of their horse and be able to identify parts of their horse. (face-to-face judging – ribbon only)
- Lots 76 OR 77 – Trail – Judged on skill of horse and rider to negotiate obstacles that could be encountered on a trail.
76. Trail 1 – Pattern (walk/trot) - horse or pony/rider combo has 1-2 years’ experience in trail class (English or Western)
 77. Trail 2 – Pattern – horse or pony/rider combo has 3 or more years’ experience in trail class (English or Western)
 78. In Hand Trail – Pattern (in hand) – Horse or pony, any age (Horse/rider combo will not be allowed in any trail class under saddle)
 79. Trail – Therapeutic – Each rider/horse team shall have a halter under the bridle, with a mandatory leader working a short lead (6-8 feet) – walk/trot only
- Lots 80 or 81 – Western Riding – Judged on the ability of the rider to show the horse’s skill.
80. Western Riding 1 – horse or pony/rider has 1-2 years’ experience in Western riding class.

81. Western Riding 2 – horse or pony/rider has 3 or more years' experience in Western riding class.
- Lots 82 and 83 – Cone Obstacle – Judged on skill of pony or horse and driver to negotiate obstacle course.
82. Cone Obstacle – Driving Horse
83. Cone Obstacle – Driving Pony
- Lots 84 OR 85 – Ranch Riding – Judged on versatility and willingness of horse to complete posted ranch pattern - not a pleasure class.
84. Ranch Riding – Walk/trot (ribbon only)
85. Ranch Riding – Walk/trot/canter (ribbon only)
86. Ranch Rail – Walk/trot (ribbon only)
87. Ranch Rail – Walk/trot/canter (ribbon only)
88. Hunter Hack – Cross rails (ribbon only)
89. Equitation over fences - 2-2.6 feet (ribbon only)

CLASS F – Gymkhana Performance

– Regular Judging – 1st, 2nd, 3rd, 4th only (ribbons only)
 Rider should be able to canter for these timed events, but trotting is allowed. Other fun classes will be added at the show.

600. Barrels
601. Poles
602. Plug
603. Flag
604. LT Special
605. Speed and Action
606. Keyhole
607. Costume Class



CLASS G – Horseless Horse

- Judged on the ability of the rider to show/ride a horse or pony.
- Member to have worked with a horse project member/leader and horse/pony for a minimum of 10 hours for the project year.
- Exhibitors are only allowed to walk/trot.
- No more than 1 exhibit per member in this class for a premium.
- Premiums: \$1.75 - \$1.50 - \$1.25 - \$1.00

Lot numbers

700. Showmanship - horse or pony - English or Western
701. Horsemanship/Equitation – horse or pony – English or Western - walk/trot only
702. Trail 1 Pattern – walk/trot
703. Halter Obstacle – Pattern walk/trot
704. Dressage – Intro Test 1 – horse or pony
705. Western Riding – walk/posting trot – horse or pony
706. Reinsmanship Driving – horse or pony
707. Horseless Horse – Horse or Pony Presentation (face-to-face judging with ribbon only)
708. Ranch Rail – walk/trot (ribbon only)
709. Ranch riding – walk/trot (ribbon only)

CLASS H – Model Horse

- Maximum of 4 entries per exhibitor in this class.
- Exhibits will be judged at the horse show on the Saturday before the fair. Model Horse exhibits will be displayed in building #11 during the fair.
- Size of exhibit is limited to 14" x 22"
- Premiums: \$1.75 - \$1.50 - \$1.25 - \$1.00

800. Halter, grades 3-8
801. Halter, grades 9-13
802. Showmanship with doll, 3-8
803. Showmanship with doll, 9-13
804. Driving, grades 3-8
805. Driving, grades 9-13
806. Trail, grades 3-8
807. Trail, grades 9-13
808. Fantasy costume, grades 3-8
809. Fantasy costume, 9-13
810. Any other costume, grades 3-8
811. Any other costume, 9-13
812. Pleasure, English, or Western, grades 3-8
813. Pleasure, English, or Western, grades 9-13
814. Gymkhana/speed, grades 3-8
815. Gymkhana/speed, 9-13
816. Any other model horse not listed above, grades 3-8
817. Any other model horse not listed above, grades 9 -13



Department 107 – Poultry

Judging Friday at 8:30 AM

Entry Information

- Open to youth enrolled in the 4-H poultry project or youth of other groups doing equivalent work.
- Entries are limited by species. Due to space, exhibitors may enter only 6 geese and 6 turkeys. All other species are not limited. No more than 1 entry per class lot number.
- Entries will not be accepted without Animal ID or Premise ID.
- All poultry must be feathered and not younger than 6 weeks of age. Old female/male are birds hatched before January 1 of the exhibit year. Young female/male are bird hatched after January 1 of the exhibit year.
- Animal fee is \$1/entry.

POULTRY Exhibitor Information

- All exhibits must abide by Wisconsin County Fair animal health rules.
- All exhibitors are required to turn in the Animal Check-In Form at the time of entry. Premise ID MUST be listed.
- Any fowl showing any symptoms of a contagious or infectious disease or parasites cannot be exhibited. If any exhibitor's fowl shows general symptoms of any specific issue, their entire exhibit will be ordered removed.
- All poultry, except pigeons, must be certified Pullorum-Typhoid free. Exhibitors must show proof that their birds are Pullorum-free on entry day. Poultry no having proof will not be allowed in exhibit building.
- All exhibitors MUST attend a mandatory meeting. Exhibitors who do not attend will not receive trophies or special awards. Poultry Production exhibitors must attend a mandatory meeting to be eligible for the sale. Trophies, awards, or auction entries will not be replaced with the next eligible exhibitor.
- Feed and water containers that are non-breakable must be furnished by the exhibitor.
- Fowl MUST be fed and watered daily. Cages MUST be cleaned daily.

- All exhibitors must be present (or provide a substitute) for judging. This includes birds that are judged in their cages. Birds will not be presented to the judge by the superintendent or their assistants if the exhibitor is absent. Exhibitors must present chickens, bantams, and ducks to the judge's table for group conference judging. All other fowl will be judged in the cage or beside the cage; exhibitors may be asked to remove their birds.
- Judges will award no premium on inferior fowl or birds improperly classified, even though there is not competition. All specimens will be judged by comparison. The judges will use "The American Standard of Perfection" as their guide.
- All poultry is characterized and described by class, breed, and variety. Fizzles may be shown as a variety in any recognized breed – large fowl or bantam.
- Top 2 qualifying Market (Class RD) animals in each lot number must be sold in auction. Market animals will be weighed before 8 PM on entry day. Members exhibiting in the market class are responsible for contacting buyers to attend the auction.
- Exhibitors in the sale must report to the Small Animal building to assist with moving animals and setting up for the auction. (TIME TBD) Exhibitors must also assist with clean up after the sale. Poultry production exhibitors will not be eligible for the auction if they do not attend a mandatory meeting.
- FOR SALE signs are allowed AFTER judging is complete.
- All poultry entries must be claimed between 5:00 and 7:00 PM on Sunday.
- Premiums: \$2.00 - \$1.75 - \$1.50 - \$1.25

LARGE FOWL – American

- Class AA – Plymouth Rocks
- Class AB – Rhode Islands
- Class AC – Wyandottes
- Class AD – Chanteclers
- Class AE – All other American breeds

LARGE FOWL – Mediterranean

- Class AF – Leghorns
- Class AG – Minorcas
- Class AH – All other Mediterranean breeds

LARGE FOWL – Asiatic

- Class AI – Brahmas
- Class AJ – Cochins
- Class AK – Langshans

LARGE FOWL – English

- Class AL – Australorps
- Class AM – Orpingtons
- Class AN – All other English breeds

LARGE FOWL – Continental

- Class AO – Faverolles
- Class AP – Polish
- Class AQ – All other Continental breeds

LARGE FOWL – All other Standard breeds

- Class AR – Ameraucanas
- Class AS – Sumatras
- Class AT – Phoenix
- Class AU – All other Standard breeds not listed

**Lot numbers for
Classes AA – RB**

1. Young Female
2. Young Male
3. Old Female
4. Old Male



Grand Champion & Reserve Champion Large Fowl

BANTAMS – Single Comb Clean Leg

- Class BA – Plymouth Rock
- Class BB – Japanese
- Class BC – Leghorn
- Class BD – Rhode Island
- Class BE – All other Single Comb Clean Leg

BANTAMS – Rose Comb Clean Leg

- Class BF – Belgian Bearded d’Anvers
- Class BG – Wyandotte
- Class BH – Sebrights
- Class BI – All other Rose Comb Clean Leg

BANTAMS – Feather Leg

- Class BJ – Cochin
- Class BK – Belgian Bearded D’Uccle
- Class BL – Silkie
- Class BM – All other Feather Leg Bantams

BANTAMS – All other Comb Clean Leg

- Class BN – Ameraucanas
- Class BO – Buckeyes
- Class BP – Chanteclers
- Class BQ – All other Comb Clean Leg

BANTAMS – All Game Bantams

- Class BR – Old English
- Class BS – Modern
- Class BT – All other Game Bantams

Grand Champion Bantam - Reserve Champion Bantam

**** BEST CHICKEN IN SHOW ****

DUCKS – Heavy Breeds

- Class DA – Pekin
- Class DB – Rouens
- Class DC – Muscovies
- Class DD – Silver Appleyard
- Class DE – All other Heavy Breeds

DUCKS – Medium Breeds

- Class DF – Swedish
- Class DG – Cayuga
- Class DH – All other Medium Breeds

DUCKS – Light Breeds

- Class DI – Runner Ducks
- Class DJ – Campbells
- Class DK – Magpie
- Class DL – Welsh Harlequin
- Class DM – All other Light Breeds

DUCKS – Bantam Breeds

- Class DN – Call Ducks
- Class DO – All other Bantam Breeds

Grand Champion Duck -- Reserve Champion Duck

GEESE – Heavy Breeds

- Class GA – Emden
- Class GB – African
- Class GC – Toulouse
- Class GD – All other Heavy Breeds

GEESE – Medium Breeds

- Class GE – American Buff
- Class GF – Pilgrim
- Class GG – All other Medium Breeds

GEESE – Light Breeds

- Class GH – Chinese
- Class GI – Tufted Roman
- Class GJ – All other Light Breed



Grand Champion Goose - Reserve Champion Goose

TURKEYS

- Class MA – Bronze
- Class MB – White Holland
- Class MC – Bourbon Reds
- Class MD – All other Turkey Varieties

Grand Champion Turkey - Reserve Champion Turkey

PIGEONS

- Class PA – All Homers
- Class PB – Carneau
- Class PC – All Modenas
- Class PD – Giant Runt
- Class PE – Lahore
- Class PF – All Kings
- Class PG – Barb
- Class PH – Dagoon
- Class PI – Scandaroon
- Class PJ – All Trumpeters
- Class PK – Fantail
- Class PL – Frillback
- Class PM – Indian Fantail
- Class PN – Jacobin
- Class PO – All Syrians
- Class PP – All Owls
- Class PQ – All Frills
- Class PR – All Croppers
- Class PS – All Pouters
- Class PT – Archangel
- Class PU – All Swallows
- Class PV – All Tumblers
- Class PW – All Rollers
- Class PX – All High Flyers and Tipplers
- Class PY – All Storks
- Class PZ – All other Pigeon Breeds

**Lot numbers for
Classes AA - RB**

1. Young Female
2. Young Male
3. Old Female
4. Old Male

Grand Champion Pigeon - Reserve Champion Pigeon

POULTRY PRODUCTION CLASSES

- Class RA – Crossbred Egg Type – specify variety
- Class RB – Crossbred Meat Type – specify variety
- Class RC – Lot 5 – Yearling Hen, 12-18 months of age with ½ dozen eggs

Class RD – **Market Poultry** (birds in this class are eligible for the auction)

- Lot 6 – Non-commercial type young market chickens – 2 birds – ready for market
- Lot 7 – Commercial type (all Cornish Cross) Roasters – 2 birds – 8-12 weeks old
- Lot 8 – Commercial type (all Cornish Cross) Broilers - 2 birds – under 8 weeks old
- Lot 9 – Young Guinea – 1 young bird – hatched January 1 or later
- Lot 10 – Young Duck – 1 bird – under 16 weeks old
- Lot 11 – Young Goose – 1 bird – under 1 year old
- Lot 12 – Young Turkey – 1 bird – ready for market
- Lot 13 – Young market Gamebird (all species) – 1 bird – ready for market

Class RF – **Market Eggs**

- Premiums: \$1.75 - \$1.50 - \$1.25 - \$1.00

- Lot 15 – 6 white eggs – in ½ carton
- Lot 16 – 6 brown eggs – in ½ carton
- Lot 17 – 6 Blue/Green eggs, in ½ carton

Class S – **POULTRY Showmanship**

- Judged Danish
- Premiums: \$3.00 - \$2.50 - \$2.00 - \$1.50

- Lot 18 – Members in grades 3-5
- Lot 19 – Members in grades 6-8
- Lot 20 – Members in grades 9-13

Class Z – **POULTRY Educational Displays**

- No more than 3 exhibits – 1 per lot
- See Poster Rules
- Exhibits must be brought to Building #4 (Small Animal) on entry day.
- Judging will take place on Friday.
- Premiums: \$1.75 - \$1.50 - \$1.25 - \$1.00

- Lot 100 - Educational poster on the parts of poultry
- Lot 101 - Educational poster on the breeds of poultry
- Lot 102 - Educational poster on the basic needs of poultry
- Lot 103 - Educational poster on the health of poultry
- Lot 104 - Educational poster on the basic uses of poultry (meat, feather, etc.)
- Lot 105 - Educational poster on how to market poultry
- Lot 106 - Any other educational display related to poultry



Department 108 – Rabbits

Judging Thursday at 8:30 AM

Entry Information

- Open to youth enrolled in the 4-H rabbit project or youth of other groups doing equivalent work.
- Animal fee is \$1/entry.
- Refer to ATCP 160.08 for age divisions. All exhibits must abide by Wisconsin County Fair animal health rules.
- No more than **12** animal entries per exhibitor plus showmanship and fur in department 108.
 - Not more than **4** different breed class entries.
 - Limited to 1 educational entry per lot in Class FA.
- No rabbits under 8 weeks old or minimum weight according to Standards of Perfection permitted.
- Pregnant does are not permitted.

- There is NO pet class. Crossbreeds are permitted in meat class only. No spayed or neutered rabbits allowed.
- All rabbits shown must be a result of a member's project work.
- No changes of class or lot after entries are made except by contacting the fair office.

Exhibit Information

- Food and water containers must be shatter resistant.
- **Animals MUST be fed and watered daily! Cages MUST be cleaned daily!**
- Name of breed must be listed on entry tag.
- Exhibitors must be present or have a substitute when judging takes place. Substitute must be a 4-H member and must inform the superintendent of the absent exhibitor's number.
- Judges will utilize the ARBA Standard of Perfection for judging.
- Top 2 qualifying Market Class animals in each lot MUST be sold in auction. To be eligible for the auction, exhibitor must have attended one approved educational meeting during the current project year.
- If unable to bring rabbits to the fair, please contact the rabbit superintendent.
- All rabbit entries must be claimed between 5:00 and 6:30 PM on Sunday.
- Premiums: \$2.00 - \$1.75 - \$1.50 - \$1.25

Class AA - American
 Class AB – American Chinchilla
 Class AC – American Fuzzy Lop
 Class AD – American Sable
 Class AE – Argente Brun
 Class AF – Belgian Hare
 Class AG – Beveren
 Class AH – Blanc de Hotot
 Class AI – Britannia Petite
 Class AJ – Californian
 Class AK – Champagne D'Argent
 Class AL – Checkered Giant
 Class AM – Cinnamon
 Class AN – Crème D'Argent
 Class AO - Dutch
 Class AP – Dwarf Hotot
 Class AQ – English Angora
 Class AR – English Lop
 Class AS – English Spot
 Class AT – Flemish Giant
 Class AU – Florida White
 Class AV – French Angora
 Class AW – French Lop
 Class AX - Giant Angora
 Class AY – Giant Chinchilla
 Class AZ – Harlequin
 Class BA – Havana
 Class BB – Himalayan
 Class BC – Holland Lop
 Class BD – Jersey Wooly
 Class BE – Lilac
 Class BF – Lionhead
 Class BG – Mini Lop
 Class BH – Mini Rex
 Class BI – Mini Satin
 Class BJ – Netherland Dwarf

**Lot numbers
 for Classes AA - BX**

1. Buck over 6 months
2. Doe over 6 months
3. Buck under 6 months
4. Doe over 6 months

Class BK – New Zealand
 Class BL – Palomino
 Class BM – Polish
 Class BN – Rex
 Class BO – Rhinelander
 Class BP – Satin
 Class BQ – Satin Angora
 Class BR – Silver
 Class BS – Silver Fox
 Class BT – Silver Marten
 Class BU – Standard Chinchilla
 Class BV – Tan
 Class BW – Thrianta
 Class BX – Any other recognized breed



Any Rabbit BEST OF BREED – Eligible for BEST OF SHOW
Exhibitor must have attended one approved educational meeting during the current project year to be eligible for special awards.

CLASS CA – Meat Animals - RABBITS

- Meat animal rabbits may NOT be entered in any other class
- Crossbreeds are permitted.

Lot numbers

5. Meat pen of 3 rabbits
 - All 3 shall be the same breed
 - May not be over 69 days old
 - Each must weigh 3 ½ - 5 ½ pounds
6. Single fryer
 - Not over 69 days old
 - Not over 5 ½ pounds
7. Roaster rabbit
 - A single rabbit – either sex
 - Between 70 and 180 days old
 - Minimum of 5 ½ pounds ad maximum of 9 pounds

CLASS DA – Fur (ribbon only)

- Either sex
- Rabbits bred for fur quality per ARBA Standard of Perfection. Rabbit to be judged on fur quality.
- Rabbit must also be entered in a breed class.
- Color not to be considered in Colored lots.

Lot numbers related to **Rex Fur**

8. Colored – all colors for the breed
9. White only – white bodied
 Lot numbers related to **Satin Fur**
10. Colored – all colors for the breed
11. White only – white bodied
 Lot numbers related to **Wool Fur**

Lot numbers related to **Wool Fur**

12. Colored – all colors for the breed
13. White only – white bodied
 Lot numbers related to **Any other Fur**
14. Colored – all colors for the breed
15. White – usable portion of pelt to be white

CLASS EA – Rabbit Showmanship

- Showmanship will be judged Danish.
- Rabbits entered in showmanship MUST be entered in either a breed or a meat class.
- Premiums: \$3.00 - \$2.50 - \$2.00 - \$1.50

Lot numbers

16. Members in grades 3-5
17. Members in grades 6-8
18. Members in grades 9 -13

CLASS FA – Educational Exhibits

- No more than 3 exhibits – 1 per lot.
 - See Poster rules.
 - Exhibits must be brought to Building #4 (Small Animal) on Tuesday.
 - Judging will take place on Thursday.
 - Premiums: \$1.75 - \$1.50 - \$1.25 - \$1.00
19. Educational poster on the parts of rabbits
 20. Educational poster on the breeds of rabbits
 21. Educational poster on the basic needs of rabbits
 22. Educational poster on the health of rabbits
 23. Educational poster on the basic uses of rabbits (meat, fur, etc.)
 24. Any other poster pertaining to rabbits
 25. Educational poster on how to market rabbits
 26. Any other educational exhibit related to rabbits



Department 109 – Dog

Danish judging takes place prior to Fair

Entry Information

- Open to youth enrolled in the 4-H dog project or youth of other groups doing equivalent work.
- A member may exhibit two dogs if dogs are at different levels of obedience. Only one dog may be used for showmanship (must have attended the required training meetings).
- A dog may be shown by two members of the same family if in obedience by one member and showmanship by the other member.
- No dogs having any legs toward a CD degree can be shown in the Pre-Novice or Novice Class. No dogs having any legs toward a CDX degree can be shown in Pre-Open or Open Class. They must advance in class.
- Dogs must be shown in the class in which it has been trained during the current project year.
- Dog “team” must meet the 7 training meetings for obedience/showmanship. The “dog team” must also meet the 7 training sessions for agility/jumper classes. Two separate sessions.
- All dogs must be equipped with a slip collar or buckle collar with no attachments (no name tags, rabies or license, etc.) and a 6-foot leash except while being judged in the appropriate class. Exhibitors must keep dogs under control at all times. No dogs shall be shown or judged in a prong collar, head collar, or chain leash.
- All Dog Exhibitors are eligible to enter educational exhibits. See Dept. 110, Class I.

Exhibit Information

- Dogs are required to have a current DHLPP, Bordetella, and rabies in effect through the dates of the training program and the show. The health certificate must be presented to the superintendent prior to the first training session.
- If you received a blue ribbon the previous year, you must advance to the next level. If not advancing, you must have trainer approval.
- Dogs brought to the fair for exhibition purposes must go directly from vehicle to show area before show and from show area to vehicle after the show. Dogs are not allowed in other areas of the fairgrounds.
- Premiums: \$4.50 - \$3.50 - \$2.50 - \$1.50

CLASS A – Dog Obedience

- Pre-Novice A (on leash) is a youth and/or dog that has never trained in the previous years.
- Pre-Novice B (on leash) is a youth and/or dog that has had prior obedience training.
- Lots 7-11 must have completed Novice training and received a qualifying score to advance to the next level.

Lot numbers – **CLASS A - DOG OBEDIENCE**

1. Beginner Pre-novice in grades 3-5
2. Pre-novice member in grades 3-5
3. Pre-novice member in grades 6-8
4. Pre-novice member in grades 9-13
5. Novice member in grades 3-8
6. Novice member in grades 9-13
7. Graduate Novice
8. Pre-open
9. Open
10. Pre-Utility
11. Utility

CLASS B – Team/Brace

- Exhibitor may enter one brace and one team class at their current level of training.
 - The team or brace must practice with a training instructor prior to the show.
12. Pre-novice team
(4 members work together at the same time)
 13. Novice team
(4 members work together at the same time)
 14. Pre-novice brace
(1 member and 2 dogs working together)
 15. Novice brace (1 member and 2 dogs working together)

CLASS C – Showmanship

- Judged Danish
 - Exhibitor is judged on the ability to handle his/her dog.
16. Member in grades 3-4
 17. Member in grades 5-6
 18. Member in grades 7-8
 19. Member in grades 9-13

CLASS D – Agility, Jumps, and Tunnels

- On leash – This division is designed for those with no prior experience.
 - Off leash – This division is designed for those with previous experience.
20. Standard agility on leash
 21. Standard agility off leash
 22. Jumps and tunnels on leash
 23. Jumps and tunnels off leash



Department 110 – Animal & Veterinary Science

CLASS A – Veterinary Science

- Open to youth enrolled in the Vet Science project or youth of other groups doing equivalent work.
- No more than 5 entries in Class A. 1 per lot.
- Face-to-face judging on Tuesday from Noon – 6 PM.
- Premiums: \$1.75 - \$1.50 - \$1.25 - \$1.00

Lot numbers for CLASS A – Vet Science

1. Educational poster on parts/anatomy of an animal
2. Educational poster on 5 different breeds of an animal – include characteristics
3. Educational poster on the parasites of an animal
4. Educational poster on animal nutrition
5. Educational poster on proper care of an animal
6. Educational poster on a disease of an animal
7. Scrapbook – steps necessary for raising a healthy animal from birth to maturity – special emphasis on all procedures to prevent disease
8. Educational poster any other animal related topic
9. Educational poster on the life stages of your favorite animal
10. Educational poster on the tools of a veterinarian
11. Educational poster on 3 types of muscle tissue of an animal
12. Educational poster on a bone which has been split down the center
13. Poster on the heart and its chambers and show the direction of blood flow
14. Any other educational poster on a part of an animal's system
15. Educational poster on the life cycle of an external parasite – identify parasite
16. Educational poster on the life cycle of an internal parasite – identify parasite
17. Educational poster on the mastitis cycle in a cow's udder
18. Educational poster on animal stresses
19. Any other educational poster on animal disease
20. Educational poster on immunization of animals
21. Educational poster on animal reproduction
22. Educational poster on the importance of genetics in breeding
23. Educational poster on the animal cell structure and function
24. Educational exhibit which illustrates signs of various diseases/illnesses in a selected animal species and/or treatment for diseases/illnesses
25. Educational poster on animal diseases that can spread to humans
26. Exhibit on veterinary medical career(s)
27. Educational display on veterinary terminology
28. Any other educational exhibit related to veterinary science

CLASS B – Pets

Entry Information

- No more than 4 pets per exhibitor. 1 per lot.
- Pet Exhibitors are eligible to enter an educational exhibit – see Department 110 Class J

Exhibit Information

- Judged Danish on Sunday beginning at 1 pm in Building #4 – Small Animals. Plan to arrive by 12:45.
- Caged birds that do not have their plumage may not be exhibited.
- Supply your own cages. Be sure your cage is secure.
- Cavy exhibitors must put name of breed on entry tag.
- Ferrets must be vaccinated for rabies by a licensed veterinary at least 1 month prior to date of show.
- Proof of vaccination must be presented to the superintendent upon entry.
- Pets may leave when judging is finished. All pets must be claimed by 6 PM on Sunday.

- Premiums: \$2.00 - \$1.75 - \$1.50 - \$1.25

Lot numbers

101. Parakeet – single
102. Parakeet – one pair of birds
103. Hooked bill – single (parrot, cockatiel, etc.)
104. Hooked bill – one pair of birds (parrot, cockatiel, etc.)
105. Hard bill – single (finches, canaries, weavers, quail, etc.)
106. Hard bill – one pair of birds (finches, canaries, weavers, quail, etc.)
107. Soft bill – single (mynas, jays, toucans, etc.)
108. Soft bill – one pair of birds (mynas, jays, toucans, etc.)
109. Any other caged bird not listed above – single
110. Any other caged bird not listed above – one pair
111. Cavies, junior boar – up to 4 months, no more than 22 oz.
112. Cavies, junior sow – up to 4 months, no more than 22 oz.
113. Cavies, intermediate boar – 4-6 months, 22-30 oz.
114. Cavies, intermediate sow – 4-6 months, 22-30 oz.
115. Cavies, senior boar – over 6 months, over 30 oz.
116. Cavies, senior sow – over 6 months, over 30 oz.
117. Ferret – male
118. Ferret – female
119. Gerbil – male
120. Gerbil – female
121. Hamster – male
122. Hamster – female
123. Reptile – snake, lizard, turtle, iguana, etc.
124. Rodent – mouse, rat, etc.
125. Pet rabbit (altered)
126. Any other pet not listed – type must be listed on entry tag



Animal and Vet Science Educational Exhibits

- Open to exhibitors enrolled in the 4-H Vet Science project or in the listed animal projects or youth of other groups doing equivalent work.
- Limited to 3 entries per class. 1 per lot.
- Face-to-face judging on Tuesday Noon – 6 PM in building #11
- Premiums: \$1.75 - \$1.50 - \$1.25 - \$1.00

CLASS C – Dairy Educational Exhibits

201. Educational exhibit relating to dairy breeds
202. Educational poster relating to basic needs of dairy animals – food, water, housing, etc.
203. Educational poster relating to nutritional values of dairy products
204. Educational poster relating to comparative costs of dairy products
205. Educational poster relating to different uses of milk
206. Educational poster relating to promotion of dairy products
207. Educational poster relating to parts of the cow
208. Scrapbook – activities in dairy project (min 10 pgs)
209. Educational poster relating to any other dairy related subject

CLASS D – Beef Educational Exhibits

Lot numbers

210. Educational poster relating to history of a breed
211. Educational poster relating to parts of a beef animal
212. Educational poster relating to disease or parasites of beef animals
213. Educational poster relating to nutritional values of beef products
214. Educational poster relating to keeping your animal healthy
215. Scrapbook – breeds with descriptions (min 10 pgs)

216. Scrapbook – activities in beef project (min 10 pgs)
 217. Educational exhibit relating to any other beef related subject

CLASS E – Swine Educational Exhibits

Lot numbers

218. Educational poster relating to history of a breed
 219. Educational poster relating to parts of a pig
 220. Educational poster relating to disease or parasites of swine
 221. Educational poster relating to nutritional values of pork products
 222. Educational poster relating to keeping your animal healthy
 223. Scrapbook – breeds with descriptions (min 10 pgs)
 224. Scrapbook – activities in swine project (min 10 pgs)
 225. Educational exhibit relating to any other swine related subject

CLASS F – Sheep Educational Exhibits

Lot numbers

226. Educational poster relating to history of a breed
 227. Educational poster relating to parts of a sheep
 228. Educational poster relating to disease or parasites of sheep
 229. Educational poster relating to nutritional values of lamb products
 230. Educational poster relating to keeping your animal healthy
 231. Scrapbook – breeds with descriptions (min 10 pgs)
 232. Scrapbook – activities in sheep project (min 10 pgs)
 233. Educational exhibit relating to any other sheep related subject



CLASS G – Goat Educational Exhibits

Lot numbers

234. Educational poster relating to history of a breed
 235. Educational poster relating to parts of a goat
 236. Educational poster relating to disease or parasites of goats
 237. Educational poster relating to nutritional values of goat products
 238. Educational poster relating to keeping your animal healthy
 239. Scrapbook – breeds with descriptions (min 10 pgs)
 240. Scrapbook – activities in goat project (min 10 pgs)
 241. Educational exhibit relating to any other goat related subject

CLASS H – Horse Educational Exhibits

Lot numbers

242. Educational poster on a horse related topic
 243. Educational display on a horse related topic

CLASS I – Dog Educational Exhibits

Lot numbers

244. Educational poster on a dog related topic
 245. Scrapbook on a dog related topic
 246. Educational display on a dog related topic

CLASS J – Pets Educational Exhibits

Lot numbers


247. Educational poster on a pet related topic

248. Scrapbook on a pet related topic
 249. Educational display on a pet related topic

CLASS K – Cat Educational Exhibits

Lot numbers

250. Educational poster on a cat related topic
 251. Scrapbook on a cat related topic
 252. Educational display on a cat related topic



Department 113 – Cats
 Judging on Sunday at 10:00 AM

Entry Information

- Open to youth enrolled in the 4-H Cats project or youth of other groups doing equivalent work.
- No more than 2 cats per exhibitor – one entry is allowed per lot number.

Exhibit Information

- Cats must be vaccinated for rabies and distemper by a licensed veterinarian at least 1 month prior to the date of show. Proof of vaccination must be presented to the superintendent upon entry.
- Pregnant cats subject to giving birth should not be entered in the show.
- Male cats over 8 months of age are not allowed unless they are neutered.
- Remove harness/collar from cat when unattended.
- Wire cages provided. Cages are 25” long (front with door), 22” wide, 26” high.
- Exhibitor is to provide cage drapery, floor covering (vinyl, rug, carpet, etc.), feed and water dish, and litter box.
- Cats will be judged on health, grooming, general appearance, etc.
- Cats should plan to arrive by 9:00 AM on Sunday of the fair.
- Location to be determined.
- Cage judging begins at 9:30 AM.
- Cat Judging begins at 10:00 AM.
- All cats may be taken home immediately after judging is completed.
- Premiums: \$2.00 - \$1.75 - \$1.50 - \$1.25

CLASS A - Cats

Lot numbers

1. Male kitten, short hair (4-12 months of age)
2. Female kitten, short hair (4-12 months of age)
3. Male kitten, long hair (4-12 months of age)
4. Female kitten, long hair (4-12 months of age)
5. Neutered male cat, short hair (over 12 months of age)
6. Female cat, short hair (over 12 months of age)
7. Neutered male cat, long hair (over 12 months of age)
8. Female cat, long hair (over 12 months of age)

CLASS B – Cat Showmanship

Lot numbers

9. Grades 3-5
10. Grades 6-8
11. Grades 9-13



**Department 114 –
Plant & Soil Science**
Judging on Wednesday at 9:00 AM

CLASS A – Field Crops

Entry Information

- Open to youth enrolled in the 4-H Field Crops project or youth of other groups doing equivalent work.
- Maximum of 18 entries in Class A – Field Crops. 1 per lot.

Exhibit Information

- All exhibits are entered on Tuesday – Noon – 6 pm
- See poster rules, if applicable.
- Display size is limited to 22"x28".
- All exhibits must be prepared for display prior to arriving at the fair.
- All entry tag must be attached (not taped) to the outside of the bag.
- Field crop variety **MUST** be written on back of entry tag or exhibit will be dropped one placing.
- Unless otherwise indicated, exhibit should consist of 3 quarts in a 1-gallon zip lock bag
- Premiums: \$2.50 - \$2.25 - \$2.00 - \$1.75

Lot Numbers related to **Corn**

1. High moisture corn, shelled
2. Dry corn, shelled
3. Hybrid corn – 8 ears
4. Field corn – 3 stalks
5. Dairy corn silage (last year's crop)
6. Beef corn silage (last year's crop)



Lot numbers related to **Small Grains**

7. Oats
8. Wheat
9. Barley
10. Rye
11. Soybeans
12. Oats – 2 ½" sheaf
13. Wheat – 2 ½" sheaf
14. Barley – 2 ½" sheaf
15. Rye – 2 ½" sheaf
16. Soybeans – 2 ½" sheaf in 5-gallon pail with roots in water

Lot numbers related to **Forage**

17. Slice of bale (first crop) – 2-4" wide - completely wrapped in clear plastic
18. Slice of bale (second crop) – 2-4" wide – completely wrapped in clear plastic
19. Haylage (first crop)
20. Haylage (second crop)

Educational Exhibits - Lot Numbers for Grades 3-7

21. Collection of 10 common weeds -mounted & labeled on 8 ½"x11 paper placed in a page protector
22. Specimens of 5 crop diseases -mounted & labeled on 8 ½"x11 paper placed in a page protector
23. Display of 10 different crop plants and seeds securely mounted on poster board – no loose seeds
24. Educational exhibit relating to field crops – poster, display, scrapbook, etc

FIELD CROPS Educational Exhibits – for Grades 8-13

25. Collection of 10 common weeds -mounted & labeled on 8 ½"x11 paper placed in a page protector
26. Specimens of 5 crop diseases -mounted & labeled on 8 ½"x11 paper placed in a page protector
27. Display of 10 different crop plants and seeds securely mounted on poster board – no loose seeds
28. Educational exhibit relating to field crops – poster, display, scrapbook, etc.

CLASS B – Vegetables

Entry Information

- Open to youth enrolled in the 4-H Vegetables project or youth of other groups doing equivalent work.
- Maximum of 24 entries plus a Best Garden Box in Class B – Vegetables

Exhibit Information

- Plates or boxes (for potatoes and Best Garden box) will be provided.
- All exhibits should be prepared prior to coming to check-in on entry day.
- **Vegetables – How to Exhibit.** can be found at www.OutagamieCountyFair.com under the Exhibitors tab.
- Vegetable variety **MUST** be listed on back of entry tag or exhibit will be dropped one placing.
(Example: Peas – Little Marvel) – do not use the name of the seed company
- Educational exhibits can be posters, displays, scrapbooks, etc. See Poster rules, if applicable.
- Premiums: \$2.00 - \$1.75 - \$1.50 - \$1.25

Lot numbers

101. Beans, green – 10
102. Beans, purple – 10
103. Beans, wax – 10
104. Beets, pickling – 4 under 2" in diameter
105. Beets, slicing – 4 – 2 ½" in diameter
106. Broccoli – at least 6" long with leaves on
107. Brussel sprouts – 6
108. Cabbage, Chinese – 1
109. Cabbage, early – round, 1 head with outer leaves
110. Carrots – 4
111. Cauliflower – 1 head
112. Celery – total plant with 2" root in container of water
113. Corn, Indian or decorative – 4 ears
114. Corn, popcorn – 4 ears
115. Corn, Sweet – 4 ears
116. Cucumbers, pickling – 4 (3"-4")
117. Cucumbers, slicing – 4 (6"-8")
118. Cucumbers, sweet – 4 (1 ½" – 2 ½")
119. Eggplant – 1
120. Endive – 1 plant
121. Kale – 1 head
122. Kohlrabi – 4
123. Leeks – 4, 1" tops
124. Lettuce – 1 head
125. Lettuce, leaf – 3 complete plants with roots in container with water
126. Onion, scallions – 1 bunch of 10, 6" tops
127. Onions, red – 4, 1" tops
128. Onions, white – 4, 1" tops
129. Onions, yellow – 4, 1" tops
130. Parsnips – 4
131. Peas – edible pod – 10 pods

132. Peas – pod peas – 10 pods
133. Peppers, any other – 4
134. Peppers, bell – 4
135. Peppers, hot – 4
136. Potatoes, red – 10
137. Potatoes, sweet – 4
138. Potatoes, white - 10
139. Radishes, icicle – 10
140. Radishes, red – 10
141. Rutabaga – 4
142. Squash, summer – any other – 1
143. Squash, summer – zucchini – 1
144. Squash, winter – 1
145. Swiss Chard – total plant with complete root in container of water
146. Tomatoes, cherry – 4
147. Tomatoes, green – 4
148. Tomatoes, red – 4
149. Tomatoes, Roma – 4
150. Tomatoes, yellow pear – 4
151. Turnip – 4
152. Any other vegetable not listed
153. Muskmelon – 1
154. Pumpkin, pie – 1
155. Watermelon – 1

Lot numbers related to **Herbs**

All exhibits except garlic and dill are to be growing and labeled with variety in 6" pot with saucer for drainage.

156. Basil
157. Chives
158. Dill – 4 plants with roots in water
159. Garlic – 4 bulbs
160. Mint
161. Oregano
162. Parsley
163. Rosemary
164. Sage
165. Scented geranium
166. Tarragon
167. Thyme
168. Any other herb not listed



169. Patio garden container display – 1 vegetable plant
170. Oddity vegetable – 1 (unusual shape, size, or color)
171. Scarecrow – 4-5' tall and self-standing
172. Educational display relating to vegetables (grades 3-5)
173. Educational display relating to vegetables (grades 6-8)
174. Educational display relating to vegetables (grades 9 -13)

Best Garden Box - Must include 5 of the following:

- | | |
|-------------------------------|---------------------|
| Beans, green or wax - 10 | Beets, pickling - 4 |
| Cabbage, early - 1 head | Carrots - 4 |
| Cauliflower - 1 | Cucumbers - 4 |
| Kohlrabi, purple or green - 1 | Onions - 4 |
| Onions, green - 10 | Peas - 10 |
| Peppers - 4 | Radishes - 10 |
| Squash, summer - 1 | Sweet corn - 4 ears |
| Tomatoes, red or green - 4 | |

175. Best Garden Box – grades 3-5
 176. Best Garden Box – grades 6-8
 177. Best Garden Box – grades 9 and up
- Lot numbers related to **Fruits**

178. Apples, summer variety – 4 (ripening before Labor Day) - specify variety
179. Apples, winter variety – 4 (ripening after Labor Day) – specify variety
180. Pears – 4
181. Plums – 4
182. Strawberries – ½ pint
183. Red raspberries – ½ pint
184. Black raspberries – ½ pint
185. Currants – ½ pint
186. Grapes – 2 bunches
187. Blackberries – ½ pint
188. Blueberries – ½ pint
189. Any other fruit not listed – specify variety

Summer variety APPLES: Lodi, Earligold, Jersey Mac, Paula Red, Redfree
Winter variety APPLES: Gala, McIntosh, Cortland, Northwestern, Greening, Spartan, Maccoun, Empire, Delicious, Jonathan

Educational display related to Fruits – Lot Numbers

190. Grades 3-5
191. Grades 6-8
192. Grades 9-13

Department 115 – Flowers & Houseplants

Face-to-Face Judging on Tuesday Noon-6 PM

Entry information

- Open to youth enrolled in the 4-H Horticulture project or youth of other groups doing equivalent work.
- Maximum of **30** entries in Department 115. 1 per lot.

Exhibit information

- A minimum of 3 stems per container (entry) unless other instructions are listed.
- Flowers must be exhibited in unbreakable cans covered with aluminum foil.
- Flowers and foliage must be grown by exhibitor.
- Educational exhibit includes scrapbook, poster, display, etc.
- Premiums: \$2.00 - \$1.75 - \$1.50 - \$1.25

CLASS A – Flowers

Lot Numbers

1. Ageratum – 1 head
2. Aster
3. Astilbe – 1 panicle
4. Bachelor Buttons
5. Calendula
6. Calla Lily – 1 stem
7. Candy Tuft
8. Carnations
9. Coral Bells
10. Coreopsis – 1 spray
11. Cosmos
12. Dahlia – large decorative, 1 bloom
13. Dahlia – small
14. Daisies, Gloriosa
15. Daisies, Shasta
16. Daisies, any other

17. Day Lily – 1 stem
18. Delphinium – 1-3 stems
19. Echinacea
20. Gaillardia
21. Gladiola
22. Gypsophila
23. Hosta – 2 leaves over 4"
24. Hosta – 2 leaves under 4"
25. Hydrangea
26. Lilies (no Day lilies) – 1 stem
27. Marigold
28. Monarda
29. Nasturtiums
30. Pansies
31. Petunia (double)
32. Petunia (single)
33. Phlox (annual) – 1 stalk
34. Phlox (perennial) – 1 stalk
35. Pinks – Dianthus
36. Roses, tea – 1-3 stems
37. Rosses, other – 1-3 stems
38. Salvia
39. Scabiosa
40. Snapdragon
41. Sweet Peas (annual)
42. Sweet Peas (perennial)
43. Sweet Williams
44. Verbena
45. Yarrow
46. Zinnia
47. Any other cut flower – identify on entry tag
48. Any other cut flower - identify on entry tag
49. Any other cut flower – identify on entry tag
50. Any educational exhibit relating to flowers
51. Any educational exhibit relating to flowers

CLASS B – Bouquets and Arrangements

- Must include flowers grown by exhibitor.
- Use of floral foam and oasis blocks is encouraged.
- Arrangements may include foliage (plant leaves, twigs, boughs), bows, ribbons, and picks.

Lot numbers

52. Arrangement of annuals, using at least 3 varieties of annuals
53. Arrangement of perennials, using at least 3 varieties of perennials
54. Arrangement using any one type of flower, any container
55. Arrangement using roadside flowers or weeds
56. Centerpiece to be used on a dining room table with a harmonizing mat
57. Holiday theme arrangement
58. FIRST year exhibitors - Simple bouquet using 3 or more annuals and/or perennials
59. Single color floral arrangement (foliage can be of any color)
60. Any other bouquet or arrangement
61. Any other bouquet or arrangement

CLASS C – Houseplants

- All houseplants must have been propagated and grown by the exhibitor. Exhibits must have been started by slips or cuttings.
- First year members must have started their plants after November 15th of the preceding year.

- Second year or more members may exhibit plants from the previous year(s). Members may also exhibit plants that have been propagated by other methods (division, etc.)
- Plants should be exhibited in unbreakable containers with saucer or foil underneath, preferably attached. Max. weight of 10 pounds.
- Plants should be set in the center of the pot.
 - All plant foliage should be clean; dead or dying leaves or flowers should be removed prior to entry.
 - No plant polish can be used.
 - Exhibit may be multiple cuttings of the same variety to make a fuller pot.
- Plant exhibits must have the name of plant, date propagated, and method used printed on back of entry tag.
- Dish gardens and terrariums must be started at least 30 days prior to the date of the fair.
 - May contain purchased plants.
 - Dish gardens must be exhibited in an uncovered dish.
 - Dish garden size is not to exceed 14" diameter or 10 pounds in weight.
- All exhibits must be prepared for display prior to arriving at the fair.
- Plants and pots must be clean and free from insects and disease. Unhealthy plants will be disqualified and removed from display.
- See poster rules, if applicable.

Lot numbers

62. African Violet
63. Baby Tears
64. Begonia (must be started by leaf, not tubers)
65. Cactus
66. Coleus
67. Croton
68. Dumbcane
69. Geranium
70. Hoya plant
71. Ivy – English
72. Ivy – German
73. Ivy – Swedish
74. Jade plant
75. Mosquito plant
76. Nerve plant
77. Peperomia (crinkled leaf)
78. Peperomia (smooth leaf)
79. Philodendron
80. Piggy Back plant
81. Pilea
82. Pothos (Devil's ivy)
83. Prayer plant
84. Sansevieria (snake plant)
85. Scheffelara
86. Spider plant
87. Succulent, other than cactus
88. Tahitian Bridal Veil
89. Velvet or purple passion plant (Gynura)
90. Wandering Jew (all varieties)



91. Any other foliage plant not listed
92. Any other foliage plant not listed
93. Any other flowering plant not listed
94. Any other flowering plant not listed
95. Dish garden – up to 3 succulent or cacti plants – uncovered
96. Dish garden – 4 or more succulent or cacti plants – uncovered
97. Dish garden of up to 3 foliage plants – uncovered
98. Dish garden of 4 or more foliage plants – uncovered
99. Terrarium – uncovered
100. Educational display related to houseplants (scrapbook, poster, etc.)

CLASS D – Plant Crafts

- Exhibits must include natural materials
- All containers must be unbreakable.

Lot numbers

101. Simple arrangement of dried flowers only
102. Complex arrangement of dried flowers and other dried materials
103. Arrangement of pressed flowers
104. Simple corsage made of one or more blooms using natural flowers and foliage only
105. Cluster or nosegay corsage using natural plant materials
106. Holiday centerpiece
107. Holiday wreath
108. Any other decorative wreath
109. An arrangement of dried materials arranged in a basket
110. A wall hanging or swag using natural plant materials
111. An arrangement of dried materials and/or flowers using an unusual container or accessory
112. Arrangement of dried materials arranged for wall hanging
113. Any other exhibit not listed using natural materials
114. Any other exhibit not listed using natural materials

CLASS E – Home Grounds

Lot numbers

115. Collection of 10 dried and pressed leaves of shrubs and/or trees, labeling each
116. Composting exhibit
117. Exhibit of landscaping plan that you completed with photos (before, during, and after)
118. Exhibit on landscaping plants telling whether it should be planted in sun or shade (at least 10 plants each)
119. Exhibit on methods used in seeding or reseeding lawn, kind of grass sown, care given to lawn, etc.
120. Exhibit showing a planting plan for a flower garden
121. Exhibit showing characteristics of at least 10 trees and/or shrubs used in landscaping
122. Hanging planter of annuals – 3 or more varieties
123. Landscape enrichment including but not limited to landscape stones, sculptures created by exhibitor, etc.
124. Landscape plan – poster
125. Lawn care exhibit (picture of lawn, tell about maintenance, mowing schedule, fertilizer, weed control, etc.)
126. Plan of flower border
127. Planting plan drawn to scale on poster board
128. Poster on benefits of mulching
129. Poster on horticulture careers
130. Poster showing tools used for landscaping – explain how they are used
131. Summer planter of annuals – 3 or more varieties
132. Any other exhibit relating to home grounds/landscaping
133. Any other exhibit relating to home grounds/landscaping
134. Any other exhibit relating to home grounds/landscaping



Department 116– Natural Sciences



Exploring Your Environment
Face-to-Face Judging on Tuesday Noon-6 PM

Entry Information

- Open to youth enrolled in the 4-H Exploring your Environment project or youth of other groups doing equivalent work.

- No more than 25 entries per exhibitor (Classes A – G). 1 per lot.

Exhibit Information

- See Poster rules.
- Display size not to exceed 36" x 48" – exhibitor is allowed 1 entry to exceed the maximum size.
- Exhibitors must bring a device to play any video, power point, music, or computer entries that need to be played for the judge.
- Premiums: \$2.50 - \$2.25 - \$2.00 - \$1.75



CLASS A – Birds

Lot Numbers

1. Exhibit or species of birds – pictures or drawings of birds seen and identified by member (10 species for grades 3-5 – 15 species for grades 6-8 – 20 species for grades 9 and up)
2. Compare and Contrast – show how differences are necessary for where and how they live (4 different birds for grades 3-5 – 6 birds for grades 6-8 – 8 birds for grades 9 and up)
3. Exhibit of pictures or drawings and explanation of the different kinds of one of the following bird parts: beak, feet, feathers, or other bird part
4. Written journal of bird watching activities covering at least 5 expeditions
5. Exhibit showing the parts of a bird with explanations
6. One bird house of your own construction (include information regarding the bird it was built for)
7. One bird feeder of your own construction
8. Exhibit of photographs of 4 or more bird nests -- identify type, location and date found
9. Scrapbook of drawings/pictures of local birds describing feeding, nesting, and migration (10 birds for grades 3-5 – 15 birds for grades 6-8 – 20 birds for grades 9 and up)
10. Exhibit on how to attract birds to your backyard in summer of winter
11. Exhibit on career opportunities working with birds
12. Any other exhibit related to birds
13. Any other exhibit related to birds

CLASS B - Fishing

14. Exhibit on Wisconsin fish (10 species for grades 3-5 – 15 species for grades 6-8 – 20 species for grades 9-13)
15. One homemade popper for fishing
16. One homemade jig for fishing
17. One homemade fly for fishing
18. Any other type of lure
19. Collection of at least 3 different homemade lures
20. Educational exhibit on proper fishing techniques
21. Educational exhibit on fishing equipment with description of use
22. Educational exhibit of ice fishing equipment with description of use
23. Educational exhibit describing how to care for, clean, transport, and store fish after being caught
24. Educational exhibit on parts of a fish with explanations
25. One fish plaster mold
26. Exhibit on fishing safety
27. Exhibit of at least 5 different types of bait
28. Exhibit identifying the parts of a rod and reel
29. Homemade fishing equipment

30. Fishing journal of at least 5 fishing trips – include pictures, story, location, weather, date, time, etc.
31. Any other exhibit related to fishing
32. Any other exhibit related to fishing

CLASS C – Entomology

Lot numbers

33. Educational exhibit identifying the parts of an insect
34. Educational exhibit emphasizing the value of insects
35. Collection of insects mounted and labeled
 - ✓ 20 or more species for grades 3-5 – 30 or more for grades 6-8 – 40 or more for grades 9 and up
 - ✓ At least 10 insects must be new from previous year
 - ✓ Use standard insect box and insect pins
 - ✓ Labels for insects must contain: Common name, scientific name, date and location of capture, and initials of collector
36. Educational exhibit explaining the life cycle of insects
37. Scrapbook of insects – photo or drawing of each, describe habitat and environment, eating habits and food (10 species for grades 3-5 – 15 species for grades 6-8 – 20 species for grades 9 and up)
38. Educational exhibit of 4 insect damaged plants properly mounted – explain how to control damage
39. Display of 4 cocoons or chrysalises and merging moths and butterflies properly labeled
40. Artistic arrangement of the wings of insects – take old mounted insects, cut off wings, and arrange in a design
41. Exhibit relating to entomology careers
42. Jar of honey from member's apiary
43. Comb of honey
44. Educational display relating to beekeeping
45. Any other exhibit relating to entomology
46. Any other exhibit relating to entomology



CLASS D – Forestry

47. Grades 3-5 ONLY – potted seedling – must be rooted and have age listed (such as 1 year)
48. Educational exhibit showing the process of photosynthesis
49. Educational exhibit showing proper tree planting methods
50. Exhibit of leaf prints – labeled according to species (10 for grades 3-5 – 15 for grades 6-8 – 20 for grades 9 and up)
51. Exhibit of labeled and mounted tree seeds (10 for grades 3-5 – 15 for grades 6-8 – 20 for grades 9 and up)
52. Educational exhibit explaining the differences between a coniferous and deciduous tree
53. Educational exhibit emphasizing the value of trees
54. Educational exhibit showing the leaves of one of the tree families (example: oak – red, white, burr, etc.)
55. Educational exhibit showing the annual life history of a tree
56. Educational exhibit on tree disease
57. Educational exhibit showing a forest harvesting method
58. Educational exhibit showing the proper pruning of a tree
59. Diagram of a tree and of a cross-section of a tree
 - ✓ Label the tree parts and zones in the cross-section
 - ✓ Describe how a tree grows with reference to diagrams

60. Branch mount of 15 or more species of trees
 - ✓ Must be labeled
 - ✓ Approx. 1" in diameter and 3" in length with one end cut on a diagonal
61. Series of photographs of at least 5 species of trees
 - ✓ Each series should include 3-4 photos to show general growth habits, leaves, fruit, and bark of species
 - ✓ Each portrait should be mounted and labeled
62. Maple syrup that you made – in sealed glass pint jar – bring a small sample for tasting
63. Any other exhibit related to forestry
64. Any other exhibit related to forestry

CLASS E – Wildflowers

65. Educational exhibit of wildflower species properly pressed, mounted, and labeled (10 species for grades 3-5 – 15 species for grades 6-8 – 20 species for grades 9 and up)
66. Educational exhibit of parts of a wildflower
67. Educational exhibit showing the life cycle of a wildflower
68. Display of seeds from wildflowers and describe how each species is dispersed (10 species for grades 3-5 – 15 species for grades 6-8 – 20 species for grades 9 and up)
69. Educational display of 5 native fern species properly pressed, mounted, and labeled
70. Educational display of wildflowers seen and identified by exhibitor (10 species for grades 3-5 – 15 species for grades 6-8 – 20 species for grades 9 and up)
71. Display of the plan of your wildflower garden
72. Artistic arrangement of pressed wildflowers
73. Exhibit of color photographs taken by member of identified wildflowers (10 species for grades 3-5 – 15 species for grades 6-8 – 20 species for grades 9-13)
74. Any other exhibit relating to wildflowers
75. Any other exhibit relating to wildflowers

CLASS F – Recycling

Lot numbers

76. Educational exhibit on the benefits of recycling
77. Educational exhibit on how to recycle
78. Educational exhibit on a product or products made from recycled materials
79. Homemade newspaper crate for bundling papers for recycling
80. Homemade cloth bag to be used as a substitute for grocery bags
81. Any other homemade item to aid in recycling
82. other educational exhibit relating to recycling
83. Any other educational exhibit relating to recycling



CLASS G – Exhibits relating to any other Natural Sciences topic

Examples: astronomy, water, etc.

84. Any educational exhibit relating to Natural Sciences -A
85. Any educational exhibit relating to Natural Sciences -B
86. Any educational exhibit relating to Natural Sciences -C
87. Any educational exhibit relating to Natural Sciences -D

CLASS H – Adventures

Entry Information

- Open to youth enrolled in the 4-H adventures project or youth of other groups doing equivalent work.
- No more than 15 entries per exhibitor in Class H. 1 per lot

Exhibit Information

- Face-to-face judging Tuesday Noon – 6 PM
- See Poster rules.
- Display size not to exceed 36" x 48" – exhibitor is allowed 1 entry to exceed the maximum size.
- Exhibitors must bring a device to play any video, power point, music, or computer entries that need to be played for the judge.
- Premiums: \$2.50 - \$2.25 - \$2.00 - \$1.75

Camping

101. Educational exhibit on how to select basic camping equipment
102. Educational exhibit on planning a camping trip
103. Exhibit on your camping adventures
104. First aid kit made by exhibitor for camping adventures
105. Any other exhibit relating to camping
106. Any other exhibit relating to camping

Canoeing and Kayaking

107. Educational exhibit on paddling/oaring techniques
108. Educational exhibit on proper canoeing or kayaking equipment
109. Educational exhibit on planning a canoeing or kayaking trip
110. Exhibit on your canoeing or kayaking adventures
111. Any other exhibit relating to canoeing or kayaking
112. Any other exhibit relating to canoeing or kayaking

Winter Travel (cross-country skiing and/or snowshoeing)

113. Educational exhibit on selecting the proper equipment for winter travel
114. Educational exhibit on winter travel safety
115. Educational exhibit showing proper techniques for cross-country skiing or snowshoeing
116. Exhibit on your winter travel adventure
117. Any other exhibit relating to winter travel
118. Any other exhibit relating to winter travel

Bicycling

119. Educational exhibit on selecting bicycling equipment (bicycle, helmet, etc.)
120. Educational exhibit on bicycle safety
121. Educational exhibit on planning a bicycling adventure
122. Exhibit on your bicycling adventures
123. Any other exhibit relating to bicycling
124. Any other exhibit relating to bicycling

Backpacking and Hiking

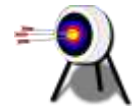
125. Educational exhibit on selecting the proper backpacking/hiking equipment
126. Educational exhibit on how to pack for a backpacking/hiking adventure
127. Educational exhibit on planning a backpacking/hiking adventure
128. Exhibit on your backpacking and hiking adventures
129. Any other exhibit relating to backpacking and hiking
130. Any other exhibit relating to backpacking and hiking

Shooting Sports

- Open to youth enrolled in the 4-H Shooting Sports projects or youth of other groups doing equivalent work.
- Face-to-face judging Tuesday Noon – 6 PM
- No more than 15 entries per exhibitor in Class I - K. 1 per lot
- See Poster rules.
- Display size not to exceed 36" x 48" – exhibitor is allowed 1 entry to exceed the maximum size.
- Exhibitors must bring a device to play any video, power point, music, or computer entries that need to be played for the judge.
- Premiums: \$2.50 - \$2.25 - \$2.00 - \$1.75

CLASS I – Archery

201. Educational exhibit on archery safety
202. Educational exhibit on proper shooting stance
203. Homemade ground quiver
204. Homemade side quiver
205. Homemade target
206. Any other homemade archery equipment (arm guard, finger tabs, bow case, etc.)
207. Educational exhibit on archery care and maintenance
208. Educational exhibit on parts of a bow and arrow with a purpose for each
209. Educational exhibit on Wisconsin archery laws
210. Exhibit on your archery hunting experiences
211. Three targets shot by exhibitor with explanation – include date
212. Scrapbook of activities in your archery project – include photos
213. Educational exhibit on a species of animal you would hunt with a bow – include the habitat
214. Any other exhibit relating to archery
215. Any other exhibit relating to archery
216. Any other exhibit relating to archery



CLASS J – Firearms


217. Educational exhibit on gun safety
218. Exhibit on proper shooting stance
219. Educational exhibit on gun care and maintenance
220. Educational exhibit on parts of a gun with a purpose for each
221. Back stop for pellet shooting
222. Rifle – three targets shot by exhibitor with explanation – include ammo used and date
223. Pistol – three targets shot by exhibitor with explanation – include ammo used and date
224. Shot Gun – three targets shot by exhibitor with explanation – include ammo used and date
225. Muzzle loader – three targets shot by exhibitor with explanation – include ammo used and date
226. Accessory item made by exhibitor (shell bag, shooting vest, etc.)
227. Rifle – scrapbook of activities in your rifle project – include photos
228. Pistol – scrapbook of activities in your pistol project – include photos
229. Shot Gun – scrapbook of activities in your shot gun project – include photos
230. Shot Gun – report from trap league – include photos and scores
231. Muzzle loader – scrapbook of activities in your muzzle loader project – include photos
232. Educational exhibit on a species of animal that you would hunt with a firearm – include the habitat
233. Any other item relating to firearms
234. Any other item relating to firearms
235. Any other item relating to firearms
236. Any other item relating to firearms



CLASS K – Hunting and Trapping

400. Animal silhouette target
401. Educational exhibit of 10 waterfowl – info on feeding habits, reproduction, and habitat
402. Educational exhibit of 5 different game birds – info on feeding habits, reproduction, and habitat

403. Educational exhibit of 7 different game animals – info on feeding habits, reproduction, and habitat
404. Educational exhibit on hunting safety
405. Educational exhibit on the principles of game management
406. Educational exhibit on tracks of game birds and animals (maximum of 6)
407. Educational exhibit on types of guns and ammunition for hunting
408. Educational exhibit relating to WI hunting laws
409. Educational exhibit showing identification characteristics of an animal species
410. Hunting decoy made by exhibitor (duck, goose, turkey, etc.)
411. Item made by exhibitor for use in hunting
412. Photo display of wild animals taken with a hand-held camera – minimum of 4 photos
413. Photo journal of scrapbook of hunting trips – trips must occur between the previous county fair and the current fair (grades 3-5 minimum of 1 trip – grades 6-8 minimum of 2 trips – grades 9-13 minimum of 3)
414. Plaster cast of a wild animal's tracks
415. Survival kit assembled by exhibitor with a brief explanation of item's potential use (min. 8 items)
416. Taxidermy item exhibitor has shot and has completed with taxidermy
417. Any other exhibit relating to hunting -A
418. Any other exhibit relating to hunting -B
419. Beaver or muskrat hoop made by exhibitor
420. Educational exhibit of 10 fur-bearing animals – information on habitats, economic value, and tracks
421. Educational exhibit on the 3 main types of traps: foot hold, body gripper, and live trap
422. Educational exhibit promoting trapping
423. Educational exhibit showing equipment and tools used for dry land trapping
424. Educational exhibit showing equipment and tools used for water trapping
425. Educational exhibit showing identification characteristics of a specific furbearer – include tracks
426. Educational exhibit showing the parts of a trap
427. Item made by exhibitor to be used for trapping
428. Scrapbook of prior year's trapping season – include photos, any incidentals or missed traps, and what you have learned to improve for next season
429. Any other exhibit relating to trapping -A
430. Any other exhibit relating to trapping -B



Department 117– Explorers
Face-to-Face Judging on Tuesday Noon-6 PM

Entry Information

- Exhibitors must have completed Kindergarten, first grade or second grade by the time of the fair.
- Limited to 4 entries. 1 per lot.

Exhibit Information

- Entry tag must be attached to exhibit.
- Exhibitors in grades K-2 are not allowed to exhibit live animals at the fair.
- Bring exhibits to Building #5 for judging.

- Participation ribbon is awarded to each exhibitor.
- Premium of \$1.50 per entry.

CLASS A - Explorers

Lot Numbers

1. First exhibit
2. Second exhibit
3. Third exhibit
4. Fourth exhibit

Ideas for projects in Department 117:

- Exhibit of 3 of any vegetable grown by exhibitor (example - 3 cherry tomatoes)
- Exhibit of 3 flowers in a disposable vase (example - 3 marigolds in a soup can covered with foil)
- Houseplant taken care of by exhibitor
- Craft item
- Poster about a pet
- Sewing project
- Model built by exhibitor
- Simple woodworking project
- Simple food item - follow foods guidelines in Dept. 125 (example - 3 cookies, 3 muffins, etc.)
- Etc.

Art

Department 118–Cultural Arts
Face-to-Face Judging on Tuesday Noon-6 PM

Entry Information

- Open to youth enrolled in the 4-H Art project or youth of other groups doing equivalent work.
- No more than 25 entries for this department -1 per lot.

Exhibit information

- No kits or pre-cut articles allowed unless stated.
- Any exhibit not conforming to regulations will be lowered one placing.
- Any exhibit that is designed to be hung up must be ready to be hung or will be dropped a placing.
- Any article entered as a wall hanging, painting, or picture must have a suitable and secure hanger. This applies to ALL classes in this department.
- Exhibits will be judged on total presentation (picture has matting, stitchery is finished in a frame or made into a pillow, and articles are clean and unworn).
- Place all small articles in a zip-lock bag.
- Entry tags should be securely attached.
- Check for additional "class" rules.
- Premiums: \$2.50 - \$2.25 - \$2.00 - \$1.75

CLASS A – Arts & Crafts

Lot Numbers

1. Arts & Crafts exhibit #1
2. Arts & Crafts exhibit #2
3. Arts & Crafts exhibit #3
4. Arts & Crafts exhibit #4
5. Arts & Crafts exhibit #5
6. Arts & Crafts exhibit #6

7. Arts & Crafts exhibit #7
8. Arts & Crafts exhibit #8
9. Arts & Crafts exhibit #9
10. Arts & Crafts exhibit #10

Arts and Crafts Exhibits must be dated and initialed when possible.

Exhibits in this department could include:

Block printing - Candles (dipped or poured) - Duct tape art - Folk art
 Junk art - Macrame - Metal Art - Mosaics - Sand Art - Screen printing
 Stained Glass - Stencil Painting - String Art - Wood Burning - Wood Carving - Etc.

CLASS B – Basket Weaving

- All exhibits should be dated and initialed
 - Kits are allowed
26. Basket with wooden base
 27. Basket with sides #1
 28. Basket with sides #2 (must be different than #1)
 29. Basket with sides #3 (must be different than #1 and #2)
 30. Basket with cover
 31. Basket woven over container
 32. Basket with double wall, any size
 33. Cat head basket
 34. Wall hanging
 35. Basket weaving item not listed above #1
 36. Basket weaving item not listed above #2 (must be different than #1)
 37. Basket weaving item not listed above #3 (must be different than #1 and #2)



CLASS C – Ceramics – Clay – Porcelain

- All exhibits should be dated and initialed
 - All projects must be finished completely including the bottom and back
 - All projects must be done completely by the exhibitor including cleaning, painting, or glazing with the exception of the eyes.
51. Clay – article molded by hand, painted or glazed #1
 52. Clay – article molded by hand, painted or glazed #2 – must be different than #1
 53. Ceramic bisque item using non-fired colors #1
 54. Ceramic bisque item using non-fired colors #2 – must be different than #1
 55. Ceramic bisque item using non-fired colors and antiquing #1
 56. Ceramic bisque item using non-fired colors and antiquing #2 – must be different than #1
 57. Ceramic bisque item using non-fired colors and chalks #1
 58. Ceramic bisque item using non-fired colors and chalks #2 – must be different than #1
 59. Ceramic bisque item using dry brushing #1
 60. Ceramic bisque item using dry brushing #2 – must be different than #1
 61. Ceramic glazed article #1
 62. Ceramic glazed article #2 – must be different than #1
 63. Ceramic glazed article using underglazes
 64. Ceramic glazed article using specialty glaze (mother-of-pearl, bark, snow, gold, metallic, etc.)
 65. Ceramic article with fixed decal (using glaze or non-fired colors)
 66. Ceramic article using more than one technique
 67. Ceramic, any other item not listed above #1
 68. Ceramic any other item not listed above #2 – must be different than #1
 69. Plaster of Paris, any article
 70. Plaster of Paris, any article
 71. Cement/concrete, any article #1
 72. Cement/concrete, any article #2 – must be different than #1
 73. Porcelain, any item
 74. Porcelain, figurine or vase

75. Porcelain, doll
76. Porcelain, ½ doll – body could be made of cloth

Creative Stitchery

- Kits are permitted.
- All exhibits should be dated and name or initials in stitches, if possible.
- Embellishments are allowed.
 - Samplers - Applique - Hand-stitched soft sculpture
 - Embroidery - Chicken scratching - Cross-stitch
 - Counted cross-stitch - Hardanger - Needlepoint
 - Needle punch - Punch quilt - Plastic Canvas - Crewel
 - Candlewicking - Lace net darning - Penny rugs
 - Swedish weaving - Silk ribbon embroidery - Smocking
 - Tatting - Waste canvas item - Hand quilting
 - Machine Embroidery - Red work - Blue work - Black work - etc.

CLASS D – Creative Stitchery

100. Creative stitchery (hand) #1
101. Creative stitchery (hand) #2
102. Creative stitchery (hand) #3
103. Creative stitchery (hand) #4
104. Creative stitchery (hand) #5
105. Creative stitchery (hand) #6
106. Creative stitchery (hand) #7
107. Creative stitchery (hand) #8
108. Creative stitchery (hand) #9
109. Creative stitchery (hand) #10
110. Creative stitchery (machine) #1
111. Creative stitchery (machine) #2
112. Creative stitchery (machine) #3

CLASS E – Jewelry

- Mount jewelry to poster board, cardboard, or on a form. Exhibit must be display ready.
125. Jewelry item #1
 126. Jewelry item #2
 127. Jewelry item #3
 128. Jewelry item #4
 129. Jewelry item #5

CLASS F – Leathercraft

- Lot numbers
150. Leathercraft item #1
 151. Leathercraft item #2
 152. Leathercraft item #3
 153. Leathercraft item #4
 154. Leathercraft item #5

Leathercraft -

- Kits are permitted.
- Oiled items must be in plastic bags.
- All projects must have a minimum of 1 technique:
 - Stamping - Carving -
 - Modeling - Woodburning
 - Staining - Dyeing

CLASS G – Paper Crafting

175. Cards, set of 4 with envelopes – rubber stamped
176. Cards, set of 4 with envelopes – rubber stamped
177. Cards, set of 4 with envelopes – heat embossed
178. Cards, set of 4 with envelopes – heat embossed
179. Cards, set of 4 with envelopes – raised (dry) embossed
180. Cards, set of 4 with envelopes – raised (dry) embossed
181. Cards, set of 4 with envelopes – die-cuts
182. Cards, set of 4 with envelopes – die cuts
183. Cards, set of 4 with envelopes – using 3 or more techniques
184. Cards, set of 4 with envelopes – using 3 or more techniques
185. Scrapbooking – 2 pages only
186. Scrapbooking – 2 pages only
187. Scrapbooking – 2 pages only
188. Scrapbook – complete book – up to 15 pages
189. Scrapbook – complete book – more than 16 pages

190. Scrapbook – complete book – made entirely by hand (not a purchased album)
191. Quilling – any article #1
192. Quilling – any article #2 – must be different than #1
193. Origami – any article #1
194. Origami – any article #2 – must be different than #1
195. Homemade paper #1
196. Homemade paper #2
197. Any other paper crafting item #1
198. Any other paper crafting item #2 – must be different than #1

Paper Crafting -

- ❖ Embellishments (stickers, gems, ribbons, flowers, buttons, etc.) can be added to cards and scrapbook pages; however, they should complement the item and not be the main focus.
- ❖ Place all scrapbooking pages in page protectors. Attach pages to poster board for hanging purposes.
- ❖ Cards and envelopes need to be in plastic (bags or pouches) and then attached to poster board. Must be able to remove cards for judging.
- ❖ Poster board border should be no more than 2 inches larger than the cards.
- ❖ All exhibits should be dated and initialed.

CLASS H – Drawing & Painting

- All exhibits should be dated and signed or initialed on front.
- All pieces of art work done on PAPER must be matted with poster board. Poster board does not need a hanger.
- All other articles MUST be display ready. Remember – picture must have a suitable, secure hanger.

Lot numbers

201. Any drawing or painting #1
202. Any drawing or painting #2
203. Any drawing or painting #3
204. Any drawing or painting #4
205. Any drawing or painting #5
206. Any drawing or painting #6
207. Any drawing or painting #7
208. Any drawing or painting #8
209. Any drawing or painting #9
210. Any drawing or painting #10
211. Sketch book – minimum of 15 pages



Drawing & Painting includes

Pen & Ink - Pointillism - Scratch Board - Pencil - Screen Printing
 Pastels - Color Pencils - Watercolors - Acrylics - Rosemaling
 Tole Art - Air Brush - Oil Painting -- Etc.

Dept. 118 - CLASS I – Theatre Arts

- Must be entered Tuesday Noon – 6 PM.
- Face-to-face judging on Wednesday 9 AM
- No more than 12 entries/exhibitor for this class-1 per lot.
- Exhibits will be judged on total presentation. Any exhibits not conforming to regulations will be lowered one placing.
- Exhibitors must bring a device to play any video or other technical entry that needs to be played for the judge. Bring your exhibit on entry day AND be present on judging day with your device to play the exhibit.
- Exhibits could be a video, other recording, poster, display, scrapbook, etc.

Dance

301. Exhibit relating to Dance #1
302. Exhibit relating to Dance #2
303. Exhibit relating to Dance #3
304. Exhibit relating to Dance #4
305. Exhibit relating to Dance #5



Music

- Judged on merit of each performance. Live performance is allowed in all performance lots.
 - Written permission to arrange copyrighted material must be attached or exhibit will be lowered a placing.
 - Reminder – exhibitor MUST bring a device to play their recorded performance exhibit on judging day (Wednesday).
 - Exhibit MUST be entered on Entry Day (Tuesday).
 - Recorded performance will be video recordings with a verbal introduction. In the verbal introduction, please include how long you have had lessons.
 - Sheet music and recording should be placed in a zip lock bag for display of exhibit.
306. 5-minute music presentation performed by exhibitor
 307. Exhibit on history of music or a musical instrument
 308. Exhibit on music or a musical instrument
 309. Poster on music
 310. Recording of brass instrumental music
 311. Recording of keyboard music
 312. Recording of music composed by member – include written copy of music
 313. Recording of percussion instrumental music
 314. Recording of string instrumental music
 315. Recording of vocal music
 316. Recording of woodwind instrumental music
 317. Scrapbook on music
 318. Any other exhibit relating to music

Theatre Arts

319. 3-5 min. drama performed by exhibitor, with verbal intro - Include written copy - May have supporting actor(s) - Video recorded
320. Scrapbook on drama
321. Poster on drama
322. Drama play written for individual or group
323. 3-5 min. puppet skit performed by exhibitor, with verbal intro - Include written copy - Video recorded
324. Scrapbook on puppetry
325. Poster on puppetry
326. Puppetry play written for individual or group
327. Puppet made by exhibitor without a script
328. 3-5 min clowning skit performed by exhibitor, with verbal intro – include written copy – video recorded
329. Scrapbook on clowning
330. Poster on clowning
331. Scrapbook on any technical theatre aspect
332. Poster on any technical theatre aspect
333. Exhibit on costume design
334. Exhibit on set design
335. Exhibit on props design
336. Exhibit on lighting design
337. Exhibit on sound design
338. Exhibit on elements of acting
339. Any other item related to drama





Department 120 – Photography

Face-to-Face Judging on Tuesday Noon-6 PM

Entry Information

- Open to youth enrolled in the 4-H photography project or youth of other groups doing equivalent work.
- No more than 10 entries – 1 per lot.
- A photography may only be used once in this department.
- All entries must be the exhibitor's own work and the product of this year's work.

Exhibit Information

- All exhibits not meeting premium book rules may be lowered one placing, decision will be made by photography superintendent.
- Exhibitors may use any type of camera.
- Photos may be color, black and white, or sepia tone.
- Any photo or video found to be objectionable or in poor taste will be disqualified.
- See Poster rules, if applicable.
- All photos will be judged individually.
- All exhibits not meeting premium book rules may be lowered one placing, decision will be made by photography superintendent.

All photos must be mounted on poster board.
(NO foam board).

White or black poster board is suggested.

- 4x6 photos and 5x7 photos are to be mounted onto a 7x11 poster board.
- 8x10 photos are to be mounted onto a 11x14 poster board.
- Entry tag must be stapled to upper right corner of poster board.
- Please try to position photo and entry tag so that your complete photo can be seen.
- Do NOT add any type of lettering or decoration to photos or poster board. Exceptions would be lots # 7, 8, 10, 11, and 16.
- No date stamps on photos.
- A photo title is optional and may be written on the BACK of the poster board.
- Photos must be securely attached to poster

- Premiums: \$2.50 - \$2.25 - \$2.00 - \$1.75

CLASS A – Photography

Lot Numbers

1. One 4x6 photo of your choice
2. One 4x6 photo of your choice
3. One 4x6 photo of your choice
4. One 4x6 photo of your choice
5. One 5x7 or 8x10 photo of your choice
6. One 5x7 or 8x10 photo of your choice
7. Photography related poster, display, or item using exhibitor's photos

8. Photography related poster, display, or item using exhibitor's photos

Lots 7 and 8 Suggestions:

- Posters/displays on types of cameras, photography tips and tricks, lighting, how to ...
- Items such as puzzle, photo mug, calendar, photo collage, etc.

BE CREATIVE!

9. Photo story – 3-4 photos (4x6) that tell a story – mount on 11x14 poster board
10. Computer enhanced photo (5x7) with original (4x6) mounted on 11x14 poster board
11. Computer enhanced photo (5x7) with original (4x6) mounted on 11x14 poster board

Lots 10 and 11 - A computer enhanced photo MUST have obvious alterations and/or enhancements – camera effects, filters, lenses, or programs used to dramatically change the way the image would normally look.

12. Videography – video or slide show of any subject up to 3 minutes in length (must provide viewing device for judge)
13. Videography – video or slide show of any subject up to 3 minutes in length (must provide viewing device for judge)
14. Panoramic pieced display – 3 (4x6) prints pieced together and mounted on 7x22 poster board
15. "My Best Photo" – one 5x7 or 8x10 of exhibitor's most technically and compositionally correct image.
 - Entries will be judged Danish at 5 PM on Tuesday
 - It is highly recommended that you attend.
 - Must be entered before 5 PM to be eligible in this lot.
16. Any other exhibit relating to photography

Suggested subjects for Photography:

People, animals, flowers, landscape, buildings, scenery, celebrations, vacation, still life, story-telling, action, objects, sports, abstract, lighting, special effects, close-ups, macro, and trick photography



Department 121- Computers

Face-to-Face Judging on Tuesday Noon-6 PM

Entry Information

- Open to youth enrolled in the 4-H Computer project or youth of other groups doing equivalent work.
- No more than 5 entries per exhibitor. 1 per lot.
-

Exhibit information

- See Poster rules.
- "Computer" includes any computerized device.
- Attach a 3x5 card explaining any software used and an explanation what you did.
- Exhibits could include a poster, display, slide show, scrapbook, etc.
- Premiums: \$2.50 - \$2.25 - \$2.00 - \$1.75

CLASS A – Computer

Lot Numbers

1. Exhibit identifying computer components and their functions
2. Exhibit identifying types and purposes of various software
3. Exhibit on internet safety, social media safety, or any other computer safety topic
4. Exhibit relating to a computer-related career
5. Poster of 5 pros and 5 cons of social media
6. Any other exhibit related to computer information
Items created using computer software
7. Business cards (5) for a real or fictional business mounted on poster board
8. Business or personal stationery (2 different examples) created using the computer
9. Calendar (12-month) created using design software or online service
10. Computer-generated t-shirt design
11. Create a 4-page newsletter that includes graphics (2 – 8 ½ x 11 pages printed on both sides)
12. Create a design – may include, but not limited to landscape, garden, home, building, CAD-CAM designs
13. Create a flyer promoting 4-H, the Outagamie County Fair, or another organization or event
14. Create a set of business stationery - include a business card, letterhead, and business envelopes
15. Create a tri-fold (6 panel) brochure that includes graphics (8 ½ x 11 paper) – text and/or graphics on all 6 panels
16. Exhibit of at least 3 photos that you have manipulated using photo editing software – include before and after images, explanation of software used, and reason for manipulation.
17. Greeting cards (2) – birthday, sympathy, thank you, holiday, etc.
18. Scrapbook, created using design software or online service – 6 pages minimum, printed in color
19. Any other computer designed item
Interactive – must provide a CD or jump drive where project can be viewed by the judge
 - Exhibitors must provide a printout of entry to be displayed as your exhibit.
 - Exhibitors must bring a device to play any entry that the judge needs to view
20. Computer program written by exhibitor using any programming language – provide booklet for display showing feature of program
21. Create a computer slideshow to share what you have learned about computer basics (mechanics of a computer, internet use, safety, etc.) – include a print-out of the slides for display
22. Create a database of at least 6 fields and 20 records – include a description of how database would be used
23. Create a spreadsheet of at least 6 fields and 20 records – include a description of how it would be used
24. Create animated computer-generated art – include a printout and explanation of animated movement for display
25. Design a website – include a minimum of 4 screens and some hyperlinks
26. Movie created with video editing software (up to 5 minutes in length) – must demonstrate editing software on laptop as well as completed movie for the judge

27. Multi-media computer presentation designed for a specified purpose
28. Any other computer interactive exhibit



Department 122- Woodworking

Face-to-Face Judging on Tuesday Noon-6 PM

Entry Information

- Open to youth enrolled in the 4-H Woodworking project or youth of other groups doing equivalent work.
- No more than 5 entries per exhibitor. 1 per lot.

Exhibit Information

- All articles are to be finished or unfinished according to their intended use.
- Articles with paint, varnish, etc. must be completed by July 1 in order for the finish to dry completely.
- The quality of the finish will be considered as part of the workmanship in the evaluation and judging.
- No kits or pre-cut articles permitted.
- Premiums: \$2.50 - \$2.25 - \$2.00 - \$1.75

CLASS A – Woodworking

Lot Numbers

1. Woodworking entry A
2. Woodworking entry B
3. Woodworking entry C
4. Woodworking entry D
5. Woodworking entry E
6. Article made in school as part of class work for a grade or extra credit
7. Exhibit (scrapbook, poster, etc.) about a woodworking project that was too large to bring to the fair – must include photos

Ideas for entries:

- Article for use on farm
- Article for use in the workshop
- Article for use out-of-doors
- Article for use in storage
- Article for use in the kitchen
- Article for use in the living room
- Article for use in the home
- A toy or homemade game
- Repaired or refinished article – attach a description telling what was done, include a “before” photo



Department 123- Electricity

Face-to-Face Judging on Tuesday Noon-6 PM

Entry Information

- Open to youth enrolled in the 4-H electricity project or youth of other groups doing equivalent work.
- No more than 5 entries per exhibitor. 1 per lot.

Exhibit Information

- See poster rules, if applicable.
- Displays and panels must not exceed 36” x 48”.
- Unless otherwise noted, “exhibit” may be a display, poster, panel, article, or notebook.

- Entries not made according to project requirements will be marked down at least 1 placing.
- No kits or pre-cut articles allowed.
- Batteries can be removed from exhibits after judging is completed.
- Premiums: \$2.00 - \$1.75 - \$1.50 - \$1.25

CLASS A – Electricity

Lot Numbers

1. Article which demonstrates the principles of an electric motor (securely attach a 3x5 card explaining how it works and what it demonstrates)
2. Display of electric cords, wires, or cables
3. Display of light bulbs and uses
4. Display showing a homemade fuse at work
5. Display showing types of fuses
6. Electric buzzer
7. Electromagnet
8. Exhibit demonstrating or showing closed circuit, parallel wiring, and /or series wiring (diagrams must use proper symbols)
9. Exhibit explaining electrical safety at home, farm, or around power lines, etc.
10. Exhibit showing electrical tools and supplies – labeled with explanation of use
11. Flashlight that you made from a bulb, wire, and a battery
12. Homemade electric motor
13. Homemade extension cord (light or heavy-duty)
14. Homemade lamp or lighting unit
15. Homemade light meter
16. Homemade rocket launcher
17. Homemade solar equipment – any kind
18. Homemade test lamp
19. Model telegraph station
20. Panel exhibit of small electric motor (take apart an electric motor – display on panel, label, & describe)
21. Poster with chart showing how much electricity your family uses with meter readings every day for a week and then once a week for a total of 4 weeks – explain ways your family conserves energy
22. Poster with chart showing results of at least 8 objects tested for resistance value and whether they are conductors or insulators – rank by resistance level
23. Project using diodes, transistors, and/or capacitors
24. Project using photo cell
25. Question board
26. Rewired (new cord and plug) 110-volt item – example: lamp, small appliance, etc.
27. Scrapbook of low voltage electricity experiments
28. Steady hand tester
29. Working exhibit showing proper wiring for switches (2-way, 3-way, or 4-way), plugs, fixtures, and/or outlets (standard or GFI)
30. Any other exhibit not listed
31. Any other exhibit using electronic components

Entry Information

- Open to youth enrolled in 4-H Mechanical Sciences project or youth of other groups doing equivalent work.

- No more than 25 entries per exhibitor. 1 per lot.

Exhibit Information

- See poster rules, if applicable.
- Displays and panels must not exceed 36" x 48".
- Unless otherwise noted, "exhibit" may be a display, poster, panel, article, or notebook.
- Premiums: \$2.50 - \$2.25 - \$2.00 - \$1.75

CLASS A – Aerospace

Lot Numbers

1. Educational poster on parts of a helicopter and their purposes
 2. Educational poster on parts of a hot air balloon and their purposes
 3. Educational poster on parts of an airplane and their purposes
 4. Exhibit comparing 2 or more airplane navigation systems
 5. Exhibit on careers in aviation
 6. Exhibit related to meteorology and aviation
 7. Exhibit related to aerospace or aeronautics
 8. Exhibit relating to airplanes or airplane pilots
 9. Homemade kite
 10. Homemade paper airplanes (3) with report on 3 or more flights each
 11. Lesson plan to teach an aspect of the aerospace project
 12. Poster or display of a flight plan from takeoff to touchdown
 13. Poster or scrapbook showing types of aircraft with description
 14. Scrapbook related to member's model rocket/airplane experiences over the past year
 15. Any other aerospace exhibit
 16. Any other aerospace exhibit
- MODEL AIRPLANES**
17. Diorama related to aerospace with written explanation (maximum size 24" x 24")
 18. Exhibit with photos showing how to build an RC airplane
 19. Large model of airplane, made from kit, made to fly, over 18" in length
 20. Large model of airplane, made from kit, not made to fly, over 18" in length
 21. Poster showing parts of a remote-control airplane and transmitter and their function
 22. RC or U-controlled model, painted/covered by member
 23. Small model of airplane, made from kit, made to fly, 18" in length or less
 24. Small model of airplane, made from kit, not made to fly, 18" in length or less
 25. Small model of airplane, made to fly (no kits permitted)
 26. Small model of airplane, not made to fly (no kits permitted)
 27. Any other model airplane exhibit
- ROCKETRY**
28. Altitude tracker – attach a note card explaining how you use it
 29. Homemade electric/electronic rocket launcher
 30. Homemade pneumatic rocket – made to fly
 31. Homemade rocket launch pad
 32. Educational poster on parts of a rocket and their purposes
 33. Homemade rocket of exotic design, not made to fly
 34. Homemade rocket which uses a propellant such as baking soda or Alka-Seltzer



Department 124- Mechanical Science

Face-to-Face Judging on Tuesday Noon-6 PM

35. Multi-stage rocket (2 or 3 stage) – painted by member, no plastic fins
36. Poster showing stages of rocket launch
37. Single stage rocket – painted by member, no plastic fins
38. Single stage rocket – plastic fins only (grades 3-5)
39. Launched rocket - with report on 3 or more launches including photos, lessons learned, recovery system performance and accuracy to planned landing location
40. Any other rocketry exhibit

CLASS B – Automotive

41. Exhibit of 4 worn out or damaged auto parts with an explanation of cause of wear or damage
42. Exhibit on auto maintenance
43. Exhibit on auto mechanics
44. Exhibit on auto safety
45. Exhibit pertaining to a career in the automotive industry (describe the education, training, and experience required for this profession)
46. Exhibit related to buying a car
47. Exhibit with information on car costs (such as gasoline consumption, tire service records, seasonal service, etc.)
48. Educational exhibit related to automotive
49. Educational exhibit related to automotive

CLASS C – Geospatial

50. Educational exhibit explaining different kinds of maps and their uses
51. Educational exhibit related to geographic tools
52. Exhibit explaining GIS and how it is used
53. Exhibit explaining how to use GPS
54. Exhibit explaining the difference between a compass and GPS
55. Exhibit explaining what GPS is
56. Exhibit illustrating careers that use GPS and GIS technology
57. Exhibit on an activity/event using a GPS unit (a geocache search, hunting, trail walk, etc.)
58. Map made of Outagamie County 4-H club meeting locations
59. Map made using GPS and GIS technology
60. Poster on any geospatial activity
61. Any other exhibit pertaining to the geospatial project
62. Any other exhibit pertaining to the geospatial project



CLASS D – Handyman

- Attach a statement of work done and method used. Include “before” and “after” pictures.
63. Repaired or refinished article
 64. Repaired or refinished article
 65. Repaired or refinished article
 66. Repaired or refinished article

CLASS E – Scale Models

- Legos, K-nex, etc. may only be used in Lot 83
 - Model/exhibits can be any scale, not to exceed 22” in any direction.
67. Collection of 2 or more related models
 68. Educational poster related to the scale model project
 69. Mechanical scale model from a kit (steam engine, hit and miss engine, equipment, etc.)
 70. Mechanical scale model, not from a kit
 71. Motorized scale model from a kit
 72. Motorized scale model, not from a kit

73. Original scale model from any material (plastic, wood, metal, etc.)
74. Scale model farm or other landscape model – no larger than 22” x 22”
75. Scale model from a kit, glued and painted by member
76. Scale model from a kit, glued and painted by member
77. Scale model from a kit, glued and painted by member
78. Scale model from a kit, glued and painted by member
79. Scale model placed in a setting (diorama) – No larger than 22” x 22” – include a 3x5 card with explanation
80. Snap fit scale model made from a kit (grades 3-5 only)
81. Any other exhibit related to scale models
82. Any other exhibit related to scale models
83. Model built using Lego, K-nex, etc.

CLASS F – Small Engines

84. Display panel of small engine fuel injection system with explanation of function of parts
85. Display panel of small engine parts with identification of parts (mount on plywood or pressed board)
86. Display panel showing worn or faulty engine parts with explanation of the cause and prevention of the problem (mount on plywood or pressed board)
87. Exhibit detailing the small engine maintenance topic of your choice
88. Exhibit of basic or specialized tools used for maintenance and repair of small engines with an explanation of their proper use
89. Exhibit on engine rebuilt by member with pictures and explanation of steps accomplished
90. Exhibit related to a career in small engines
91. Exhibit related to members own invention or customization of part or process related to small engines
92. Exhibit relating to spark plug diagnosis
93. Exhibit used for teaching other youth about small engines (include written explanation of how the exhibit was used)
94. Homemade testing equipment
95. Poster illustrating steps in small engine service or starting difficulties (fuel mixture, compression, ignition, etc.)
96. Poster or display comparing the different types of engines
97. Poster or display on proper selection and identification of spark plugs
98. Poster or display on the different types of engine, fuels, or fuel delivery systems
99. Poster on parts of a spark plug
100. Poster on safety – any small engine equipment or vehicle
101. Poster or display demonstrating the proper procedures for tearing down and reassembling a small engine (air and fuel system or electrical system or engine block)
102. Poster or display of checklist used any time before operating a small engine
103. Poster or display on the 3 things a small engine requires: air, fuel, and ignition source
104. Poster or display showing the events in a small engine with a brief explanation (4-cycle, 2-cycle, or other)
105. Poster showing and describing basic engine parts
106. Poster showing correct steps in preparing a small engine for off-season storage
107. Poster showing how a carburetor functions
108. Poster showing how to change the oil in a small engine
109. Scrapbook of things you learned and did related to small engines over the past year



110. Troubleshooting chart for small engines developed by project member
111. Any other small engine exhibit not listed above
112. Any other small engine exhibit not listed above

CLASS G – Tractor

113. Exhibit displaying tractor service and cost records
114. Educational game teaching facts about tractors or machinery safety
115. Educational exhibit on tractor safety
116. Exhibit on tractor parts
117. Exhibit on safety hazards when operating a tractor
118. Exhibit on PTO safety
119. Exhibit on hydraulic systems compared
120. Exhibit on types of air filters
121. Exhibit on basics of the tractor engine
122. Exhibit on cleaning and maintaining a radiator
123. Any other exhibit relating to tractors
124. Any other exhibit relating to tractors
125. Any other exhibit relating to tractors



CLASS H – Welding

126. Educational exhibit showing at least 3 welding processes and the advantages/limitations of each process
127. Educational exhibit showing different types of welding equipment
128. Educational exhibit showing different types of safety gear needed
129. Sample demonstrating 3 beads welded side-by-side
130. Sample showing 2 plates tacked together in a square groove butt joint
131. Sample showing 2 plates welded in a T-joint
132. Sample showing 2 plates welded together in a lap joint
133. A useful article for use in farm or home workshop that has been welded
134. Article for use out-of-doors that has been welded
135. Article for use in storage that has been welded
136. Repaired article
137. Any other welded exhibit not listed above
138. Any other welded exhibit not listed above
139. Any other welded exhibit not listed above



CLASS I – Any other Mechanical Science topic not already listed

- (example: Power of Wind)
140. Any educational exhibit relating to Mechanical Sciences
 141. Any educational exhibit relating to Mechanical Sciences
 142. Any educational exhibit relating to Mechanical Sciences

CLASS J – Robotics

- Open to youth enrolled in 4-H robotics project or youth of other groups doing equivalent work.
 - No more than 5 entries. 1 per lot.
 - Displays must not exceed 36" x 48".
 - ALL programs entries must include a print out of your program.
 - Any program entries that require a course or props must be created or provided by the member and brought to judging with the robot.
 - Robotics entries will be in a locked cabinet until project pick up. (no larger than 20" x 20")
 - Premiums: \$2.50 - \$2.25 - \$2.00 - \$1.75
200. Chart of 20 robotic terms and their definitions
 201. Exhibit about possible careers in robotics
 202. Exhibit comparing point turns, non-point turns, and reverse non-point turns
 203. Exhibit on 10 different tasks robots can accomplish

204. Exhibit on forks in programming
205. Exhibit on how robots influence our lives
206. Exhibit on measured turns
207. Exhibit on programming language
208. Exhibit on programming sensors
209. Exhibit or timeline illustrating past and future robots
210. Poster explaining the differences among machines, computers, and robots
211. Poster on the parts of a robot
212. Poster on types of gears
213. Poster showing activities and involvement in robotics project from the current year
214. Program: demonstrate how to change the speed of the robot by changing the motor power level and changing the motor-to-wheel gear ratio
215. Program: robot completes challenge course or maze
216. Program: robot does multiple tasks at the same time
217. Program: robot follows a line, using loops
218. Program: robot goes completely around a container without touching it
219. Program: robot goes forward and backward
220. Program: robot grips soda can and returns it to starting point
221. Program: robot stops – using a light sensor
222. Program: robot stops – using a touch sensor
223. Program: robot that goes forward for 4 seconds
224. Program: robot to stop when it nears an object or wall using the ultrasonic sensor
225. Program: robot turns left 3 different ways
226. Program: use a loop block to continuously have a robot start and stop using a sensor of choice
227. Report on how gear ratio affects distance traveled
228. Report on how gear ratio affects travel speed
229. Robot you made – attach card explaining how robot was designed and built
230. Robotic gripper that you built – attach card describing how you built it
231. Any other robotic exhibit



Department 125- Foods & Nutrition

Face-to-Face Judging on Tuesday Noon-6 PM

Entry Information

- Open to youth enrolled in the 4-H Foods & Nutrition project or youth of other groups doing equivalent work.
- Plates and bowls will be furnished.
- No more than 8 entries per exhibitor. 1 per lot.

Exhibit Information

- See poster rules, if applicable.
- All food products become the property of the Fair Association and will not be returned to the exhibitor.
- NO commercial mixes or dough permitted unless specified. Exceptions would include the use of Phyllo dough or Puff Pastry.
- NO frosting unless specified.
- Properly identify all entries on entry tag prior to judging. Example: Baked Bar – Chocolate Chip
- Premiums: \$2.50 - \$2.25 - \$2.00 - \$1.75

CLASS A – Foods & Nutrition

Lot Numbers

1. Quick bread – pumpkin – 1/3 standard loaf (9" x 5"), end cut
2. Quick bread – banana – 1/3 standard loaf (9" x 5"), end cut
3. Quick bread – zucchini – 1/3 standard loaf (9" x 5"), end cut
4. Quick bread – corn – 4" x 4", corner piece
5. Quick bread – any other not listed above – 1/3 standard loaf (9" x 5"), end cut
6. Muffins – corn – no liners – plate of 3 standard size (not mini or jumbo)
7. Muffins – any other not listed above – no liners – plate of 3 standard size (not mini or jumbo)
8. Biscuits – plate of 3
9. Coffee cake – 4" x 4" corner piece
10. Chocolate Chip cookies – plate of 3
11. Oatmeal cookies – plate of 3
12. Monster cookies – plate of 3
13. Baked cookies – any other drop cookie not listed above – plate of 3
14. Peanut butter cookies – plate of 3
15. Molasses cookies – plate of 3
16. Baked cookies – any other formed cookie (formed by hand) not listed above – plate of 3
17. Baked cookies – any other rolled cookie (made with a rolling pin) – plate of 3
18. Baked cookies – any other refrigerator cookie (example: pinwheel, checkerboard, etc.) – plate of 3
19. Baked cookies – any other pressed cookie (made with a cookie press) – plate of 3
20. Baked cookies – any other molded cookie (made with a cookie mold) – plate of 3
21. No-bake cookies – plate of 3
22. Brownies – plate of 3 (2" x 2")
23. Specialty brownie – plate of 3 (2" x 2") – frosting permitted
24. Baked bar – any variety not listed above – plate of 3 (2" x 2")
25. No-bake bar – any variety – plate of 3 (2" x 2")
26. Cake from scratch – any variety – 4" x 4" corner piece
27. Sponge cake or chiffon cake from scratch – ¼ cake
28. Angel food cake from scratch – ¼ cake
29. Jelly roll – any variety – ¼ roll or 3 – 1" slices
30. Holiday dessert – 4" x 4" or individual serving – frosting permitted
31. Specialty dessert – 4" x 4" or individual serving – may use glaze or frosting (example: cheesecake, torte, etc.)
32. Whole single crust pie – 8" or 9" – any variety (No commercial canned filling)
33. Whole double crust pie – 8" or 9" – any variety (No commercial canned filling)
34. Nutritional fun food – plate of 3 or individual serving
35. Seasonal fun food – plate of 3 or individual serving
36. Healthy homemade after school snack – individual serving
37. Appetizer – individual serving
38. Breakfast entrée – individual serving
39. Homemade salad dressing
40. Homemade soup – broth based – individual serving
41. Homemade soup – cream based – individual serving
42. Homemade soup – served cold – individual serving
43. Mixed vegetable dish (hot) with at least 3 different vegetables – individual serving
44. Mixed vegetable dish (cold) with at least 3 different vegetables – individual serving
45. Pizza – baked (crust made from scratch) – 3" or 6" diameter
46. Fruit pizza (crust made from scratch) – 3" or 6" diameter
47. Vegetable pizza (crust made from scratch) – 3" or 6" diameter
48. Meatloaf – individual serving
49. Casserole – individual serving
50. Stir fry main dish (do not need to bring rice or pasta accompaniment) – individual serving
51. Vegetarian dish – individual serving
52. Wisconsin dairy entry – recipe must contain at least 3 dairy products – include recipe
53. Homemade bread sticks – plate of 3
54. Homemade pretzels – plate of 3
55. Breadsticks – yeast leavened – plate of 3
56. Yeast dinner rolls – plate of 3
57. Yeast sweet rolls – plate of 3
58. Cake doughnuts – plate of 3
59. Yeast doughnuts – plate of 3
60. Homemade yeast bread – hand kneaded – bring whole loaf
61. Homemade bread – made in bread machine – bring whole loaf
62. Homemade pasta – any variety – individual serving
63. Homemade fudge – 3 pieces
64. Homemade caramels – 3 pieces
65. Homemade seafoam or divinity – 3 pieces
66. Homemade peanut brittle – 3 pieces
67. Any other homemade candy not listed above – 3 pieces
68. International/ethnic food – individual serving – include recipe with nationality of food stated on card
69. Heart healthy (low calorie) entrée – individual serving – include recipe card
70. Theme gift basket/package – breakfast theme – must include at least one homemade food item (no larger than 12" diameter and must pick up during release of entries on Sunday)
71. Theme gift basket/package – any occasion – must include at least one homemade food item (no larger than 12" diameter and must pick up during release of entries on Sunday)
72. Educational poster relating to one of the following: healthy food selection, smart food purchasing, food preparation and safety, food preservation, or food related careers
73. IT presentation (such as power point) demonstrating a technique or nutritional information – 7-10 minutes in length (need to bring computer to show presentation and bring a printout of slides from presentation)
74. Recipe collection containing 25 recipes you have prepared – pick up Sunday during release of entries
75. Any other item not listed above – identify item on entry tag
76. Gluten free – yeast bread – any variety – 1/3 standard loaf (9" x 5"), end cut – include recipe
77. Gluten free – quick bread – any variety – 1/3 standard loaf (9" x 5"), end cut – include recipe
78. Gluten free – cake from scratch – any variety – 4" x 4" corner piece – include recipe



79. Gluten free – baked cookie or bar – any variety – plate of 3 – include recipe
80. Gluten free – whole pie – 8” or 9” any variety (no commercial canned filling) – include recipe
81. Gluten free – any other item not listed above – identify item on entry tag – include recipe
82. Sugar free – yeast bread – any variety – 1/3 standard loaf (9” x 5”), end cut – include recipe
83. Sugar free – quick bread – any variety – 1/3 standard loaf (9” x 5”), end cut – include recipe
84. Sugar free – cake from scratch – any variety – 4” x 4” corner piece – include recipe
85. Sugar free – baked cookie or bar – any variety – plate of 3 – include recipe
86. Sugar free – whole pie – 8” or 9” any variety (no commercial canned filling) – include recipe
87. Sugar free – any other item not listed above – identify item on entry tag – include recipe
88. Fat free – yeast bread – any variety – 1/3 standard loaf (9” x 5”), end cut – include recipe
89. Fat free – quick bread – any variety – 1/3 standard loaf (9” x 5”), end cut – include recipe
90. Fat free – cake from scratch – any variety – 4” x 4” corner piece – include recipe
91. Fat free – baked cookie or bar – any variety – plate of 3 – include recipe
92. Fat free – whole pie – 8” or 9” any variety (no commercial canned filling) – include recipe
93. Fat free – any other item not listed above – identify item on entry tag – include recipe
94. Fruit syrup – any berry – one pint

CLASS B Food Preservation

- Only exhibits processed after last year’s fair may be entered.
- Exhibitor MUST follow UW-Madison guidelines for processing food.
- Only standard canning jars are accepted (Ball, Kerr, Mason, etc.).
- Pints are preferred but quarts are acceptable.
- Jams and jellies must be in standard jelly jars (8 or 12 oz.) with standard lids (no paraffin).
- Freezer jams or jellies cannot be entered.
- Only clear, non-tinted jars are to be used (no blue glass).
- Remove metal screw bands before bringing to the fair.
- Jars must be clean, not sticky.
- No more than 6 entries per exhibitor. 1 per lot. (one jar per exhibit)
- NO OPEN KETTLE canning accepted! This is not an accepted method of processing home canned foods.
- ALL exhibits MUST be labeled with the following information:

Name of product:	<i>Sliced Carrots</i>
Date Processed:	<i>Sept. 10, 2020</i>
Method of preparation (hot or cold pack)	<i>Hot pack</i>
Method of processing	
1. Hot water bath or pressure canned	<i>Pressure canner</i>
2. Pounds of pressure, if applicable	<i>11 pounds</i>
3. Minutes of processing	<i>25 minutes (pint)</i>

- Premiums: \$2.50 - \$2.25 - \$2.00 - \$1.75

Lot Numbers for FOOD PRESERVATION

100. Cherry jam (sour)
101. Cherry jam (sweet)
102. Grape jam
103. Peach jam
104. Red raspberry jam
105. Black raspberry jam
106. Strawberry jam
107. Any other jam not listed above
108. Apple jelly
109. Cherry jelly
110. Grape jelly
111. Strawberry jelly
112. Any other jelly not listed above
113. Any marmalade
114. Apple butter
115. Pear butter
116. Any other butter not listed above
117. Apples (any style)
118. Applesauce
119. Blueberries
120. Blackberries
121. Cherries (sour)
122. Cherries (sweet)
123. Peaches
124. Pears
125. Black raspberries
126. Red raspberries
127. Rhubarb
128. Any other fruit not listed above
129. Apple pie filling
130. Blueberry pie filling
131. Cherry pie filling
132. Peach pie filling
133. Beets
134. Carrots
135. Green beans (cut or French)
136. Yellow beans (cut or French)
137. Salsa
138. Sweet corn (off cob)
139. Tomatoes (whole or quartered)
140. Tomato juice
141. Mixed vegetables
142. Any other vegetable not listed above
143. Dill pickles
144. Sweet pickles
145. Bread and butter pickles
146. Beet pickles
147. Any other pickle product
148. Pickle relish
149. Corn relish
150. Any other vegetable relish
151. Meat product



Guidelines can be purchased at the UW-Madison Division of Extension Outagamie County office or go to <https://learningstore.extension.wisc.edu/collections/food-preservation-and-safety>.
 Guidelines are available for canning fruits, meats, salsa, vegetables, pickles & relishes, jams & jellies, and tomatoes. There is also a booklet for freezing fruits and vegetables.

Bring the following items in a plastic zip-lock bag. Identify item on entry tag.

- 152. Dried fruit (1/2 cup)
- 153. Dried vegetables (1/2 cup)
- 154. Dried herb (1/2 cup)
- 155. Dried meat (1/2 cup)
- 156. Beef or turkey jerky – individual serving
- 157. Fruit leather (2 rolls/same fruit)
- 158. Any other dried product not listed above

Bring approximately 2 cups of the following in a zip-lock bag.

- 159. Frozen beans
- 160. Frozen corn (off cob)
- 161. Frozen broccoli
- 162. Frozen peas

163. Best exhibit entry – choose four (4) of the following food preservation items:

Best Exhibit Entry items:

Choose 4

- Jam or jelly
- Fruit
- Vegetable
- Meat
- Tomato
- Frozen item
- Dried item
- Pickle entry

CLASS C – Foods Revue

- Danish judging will take place on Sunday at the fair.
- Information will be sent to all Foods & Nutrition members.
- Be sure to include this entry on your fair entry to receive a premium.
- No commercial mixes or doughs permitted unless specified.
- Garnishes are encouraged.
- Premiums: \$3.00 - \$2.75 - \$2.50 - \$2.25

Lot numbers for **Grades 3-5**

- 200. Dessert
- 201. Sandwich (includes pita bread, flavored breads, etc.)
- 202. Quick bread or muffin
- 203. Salad
- 204. Breakfast item
- 205. Casserole
- 206. Homemade soup
- 207. Entrée featuring pasta

Lot numbers for **Grades 6-8**

- 208. Vegetarian main dish
- 209. Stir fry
- 210. Dessert
- 211. Meat
- 212. Breakfast item
- 213. Salad featuring chicken, beef, tuna, or other seafood
- 214. Homemade soup
- 215. Casserole
- 216. Holiday entrée

Lot numbers for **Grades 9 and up**

- 217. Apples
- 218. Cauliflower
- 219. Chicken
- 220. Cream cheese
- 221. Bananas
- 222. Shrimp
- 223. Tomatoes



What is the Foods Revue?

How do I enter?

The Foods Revue is an opportunity for Foods members to showcase a complete menu and table setting while only having to prepare one food item chosen from the appropriate grade level listed.

Exhibitors need to prepare:

- Food entry from lot numbers shown here
- Table setting (placemat or tablecloth, napkin, glass, plate, and the silverware needed for your planned meal)
- A centerpiece
- Card with complete menu (4x6 or 3x5)
- Card with your food entry recipe (4x6 or 3x5)

CLASS D – Cake Decorating


- All cakes must be real cake, decorated out of baking pan on a suitable square or rectangular flat cardboard or wood surface covered with foil or freezer paper cut to size of cake (no more than 1 1/2" larger than the border).
- Trays are provided for cookies and cupcakes.
- Cakes must be frosted on the top and all sides with borders. Cakes must be frosted down to the board.
- Fondant is an approved cake decorating technique.
- All decorating must be done with decorating tubes. Wedding, anniversary, and doll cakes may use pillars, doll, flowers, etc.
- No candies, sprinkles, colored sugar, coconut toppings, etc. will be permitted except where indicated.
- All cakes will become the property of the Fair Association. Decorations and wood boards may be picked up after 6 PM Sunday. The cakes will be destroyed.
- Premiums: \$2.50 - \$2.25 - \$2.00 - \$1.75

Lot Numbers

- 300. Cookies, plate of 3 (approx. 4") using minimum of 3 cake decorating techniques
- 301. Cupcakes, plate of 3, using minimum of 3 cake decorating techniques
- 302. Cake from a molded pan (animal, person, train, space ship, tree, musical instrument, etc.)
- 303. Cut out cake
- 304. Cake, flat 8" square or round or 9" x 13" – using 4 cake decorating techniques
- 305. Cake, flat 8" square or round or 9" x 13" – using 5 cake decorating techniques
- 306. Cake, flat 8" square or round or 9" x 13" – using 6 cake decorating techniques

307. Cake, flat 8" square or round or 9" x 13" – using 7 cake decorating techniques
308. Cake 8 or 9-inch double layer – minimum of 3 cake decorating techniques
309. Cookie bouquet using 3 or more decorated cookies in a finished container using a minimum of 3 techniques
310. Cupcake cake – 20-30 cupcakes, minimum of 3 cake decorating techniques
311. Cake pops bouquet in a finished container – using 5 or more decorated cake pops
312. Cake, creative theme – no larger than 9" x 13" and no taller than 18" – minimum of 3 cake decorating techniques required – non-frosting props, decorations, and sprinkles are allowed
313. Cake, wedding or anniversary – two tiers with a separator, no larger than 10" base – cake tops are allowed but not required – minimum of 5 decorating techniques
314. Gingerbread house – no kits allowed – cake should be no larger than 9" x 13" and no taller than 18" – minimum of 3 cake decorating techniques – non-frosting props, decorations, and sprinkles are allowed





**Department 126 –
Clothing**

Face-to-Face Judging on Tuesday Noon-6 PM

Entry Information

- Open to youth enrolled in 4-H Clothing project or youth of other groups doing equivalent work.
- No more than 6 entries per exhibitor. 1 per lot.

Exhibit Information

- All garments must be pinned to wire hangers. No hangers will be provided. Place hook toward entry tag.
- Entry tags must be securely attached on the per left side of garment as worn.
- All articles must be made by the exhibitor. Consumer items may be purchased.
- See Poster rules, if applicable.
- Premiums: \$2.50 - \$2.25 - \$2.00 - \$1.75

CLASS A – Sewing

1. Article for self (scarf, apron, etc.)
2. Article made for the home (oven mitt, place mats, etc.)
3. Article using quilting techniques
4. Coat
5. Costume
6. Dress
7. Dress for special occasion
8. Garment bag/travel bag
9. Jacket
10. Jumper
11. Pants or jeans with zipper
12. Pillow
13. Quilt, any size

14. Restyled or reconstructed clothing item
15. Shirt with set-in sleeves and collar
16. Shorts or slacks
17. Skirt
18. Sleepwear (pajamas, nightgown, or robe)
19. Slippers (pin together with 1 safety pin)
20. Sweatpants
21. Sweatshirt
22. Three-piece outfit
23. Top with sleeves
24. Top without sleeves
25. Tote bag
26. T-shirt
27. Two-piece dress, top and skirt to match
28. Two-piece outfit
29. Vest
30. Sewn article with machine embroidery
31. Purchased article with machine embroidery
32. Any other sewn article
33. Any other sewn article
34. Any other sewn article
35. Poster describing one specific sewing technique
36. An exhibit of an outfit using any clothing and accessory items to make a total look outfit (attach card explaining cost and where it will be worn)
37. Scrapbook, poster, report, display, or photo story "Putting on the Ritz". Plan and describe what you would wear for a special occasion (wedding, prom, family portrait, etc.)
38. Display a sports outfit. Pick your favorite sport and dress for the occasion. Shoes and equipment may be a picture, but the outfit should be on a hanger. This outfit may be sewn, purchased, or a combination. Include a written explanation of your choices.
39. Item made to be donated to a charitable organization

CLASS B – Clothing Revue

- Judging will be held in conjunction with face-to-face judging on Tuesday of Fair week. Clothing members will receive a mailing with more information.
- Item may also be entered in appropriate lot (1-36) to be judged.
- Premiums: \$3 - \$2.75 - \$2.50 - \$2.25

Lot Numbers for **Grades 3-5**

101. Top or shirt (no halter tops)
102. Skirt
103. Slacks or shorts
104. Sleepwear
105. Sun dress or jumper
106. Dress
107. Two-piece outfit
108. Vest
109. Any other item not listed above

Lot Numbers for **Grades 6-8**

110. Top or shirt (no halter tops)
111. Vest
112. Skirt
113. Slacks or shorts
114. Sleepwear
115. Sun dress or jumper
116. Dress
117. Loungewear
118. Two-piece outfit
119. Three-piece outfit
120. Any other item not listed above

Lot Numbers for **Grades 9 and up**

121. Sleepwear
122. Beachwear
123. Sun dress
124. Dress
125. Loungewear
126. Active Sportswear – at least 2 pieces
127. Special occasion dress – knee length
128. Special occasion dress – long
129. Two or three-piece outfit
130. Coat (outerwear)
131. Suit with skirt or pants
132. Garment for another individual
133. Any other item not listed above





Department 127 – Knitting & Crocheting

Face-to-Face Judging on Tuesday Noon-6 PM

CLASS A – Knitting

Entry Information

- Open to youth enrolled in 4-H Knitting project or youth of other groups doing equivalent work.
- No more than 6 entries per exhibitor. 1 per lot.

Exhibit Information

- Entry tags must be securely attached.
- All articles must be made by the exhibitor.
- Make sure separate articles of one entry are secured together. (Example: baby ensemble, at least 2 pieces)
- Projects may be hand or machine knitted.
- Premiums: \$2.50 - \$2.25 - \$2.00 - \$1.75

Lot Numbers

1. Afghan, less than 36" square
2. Afghan, more than 36" square
3. Baby ensemble, at least 2 pieces
4. Christmas item
5. Dish cloth
6. Doll
7. Felted item (purse, mittens, craft item, etc.)
8. Hat
9. Mittens
10. Pillow
11. Pin Cushion
12. Pot holders (2)
13. Scarf
14. Shawl, poncho, or cape
15. Slippers
16. Socks (4-needle)
17. Sweater
18. Toy (no buttons)
19. Vest
20. Community service project to be donated to charitable organization
21. Poster relating to knitting (see Poster rules)
22. Any other item not listed
23. Any other item not listed

CLASS B – Knitting Revue

- Judging will be held in conjunction with face-to-face judging on Tuesday of Fair week.
 - Knitting members will receive a mailing with more information.
 - Item may also be entered in appropriate lot (1-23) to be judged at the fair.
 - Premiums: \$3 - \$2.75 - \$2.50 - \$2.25
24. Hat
 25. Scarf
 26. Mittens
 27. Poncho, shawl, or cape
 28. Two-piece ensemble (hat, scarf, mittens, etc.)
 29. Baby ensemble (2 pieces, may be modeled on a doll)
 30. Vest
 31. Sweater
 32. Slippers
 33. Knitted garment

CLASS C – Crocheting

Entry Information

- Open to youth enrolled in 4-H Crocheting project or youth of other groups doing equivalent work.
- No more than 6 entries per exhibitor. 1 per lot.

Exhibit Information

- Entry tags must be securely attached.
- All articles must be made by the exhibitor.
- Make sure separate articles of one entry are secured together. (Example: baby ensemble, at least 2 pieces)
- Broomstick lace and hairpin lace articles will be accepted.
- Premiums: \$2.50 - \$2.25 - \$2.00 - \$1.75

34. Afghan, less than 36" square
35. Afghan, more than 36" square
36. Article for the home
37. Article for the kitchen
38. Article from a kit
39. Baby ensemble, at least 2 pieces
40. Bookmark
41. Christmas item (not an ornament)
42. Christmas ornaments (at least 2)
43. Dish cloth
44. Doilies (mount on colored poster board 14" x 22" or smaller)
45. Doll
46. Granny square article
47. Hat
48. Head band
49. Mittens
50. Pillow
51. Pot holders (2)
52. Purse, unlined
53. Rug
54. Scarf
55. Scarf using specialty yarn
56. Scarf using worsted yarn
57. Scrunchie
58. Shawl, poncho, or cape
59. Slippers
60. Sweater
61. Toy
62. Vest
63. Community service project to be donated to charitable organization
64. Poster relating to crocheting (see Poster rules)
65. Any other crocheted item not listed
66. Any other crocheted item not listed



CLASS D – Crocheting Revue

- Judging will be held in conjunction with face-to-face judging on Tuesday of Fair week.
 - Crocheting members will receive a mailing with more information.
 - Item may also be entered in appropriate lot (34-66) to be judged at the fair.
 - Premiums: \$3 - \$2.75 - \$2.50 - \$2.25
67. Baby ensemble (2 pieces, may be modeled on a doll)
 68. Crocheted garment
 69. Hat
 70. Mittens
 71. Poncho, shawl, or cape
 72. Scarf
 73. Sweater
 74. Two-piece ensemble (hat, scarf, mittens, etc.)
 75. Vest



Department 128 – Home Environment

Face-to-Face Judging on Tuesday Noon-6 PM

Entry Information

- Open to youth enrolled in the 4-H Home Environment project of youth of other groups doing equivalent work.
- No more than 6 entries per exhibitor.
- Only one entry per class/lot number is permitted.

Exhibit Information

- Entry tags must be securely attached.
- All articles must be made by the exhibitor.
- If possible, please put initials and year on project.
- Premiums: \$2.50 - \$2.25 - \$2.00 - \$1.75

CLASS A – Home Environment

Lot Numbers

1. Bulletin board (original) max. size 14" x 22" – must be ready to hang
2. Creative accessory made for any room
3. Creative container
4. Creative wall hanging – must be ready to hang
5. Decorative item for inside the home
6. Decorative item for outside the home (windsock, banner, lawn ornament, etc.)
7. Decorative pillow – max. size 15" x 15"
8. Homemade stuffed article intended for decorative purposes
9. Seasonal item to accent a room
10. Bedspread
11. Centerpiece for table – any material
12. Creative holiday article
13. Creative wreath or door decoration
14. Curtains (simple, washable) – include photo of curtains hanging in room intended for
15. Decorative article made from recycled materials
16. Floor plan of any room drawn to scale – with furniture arrangement (poster)
17. Flower arrangement of natural dried, silk and/or artificial material
18. Handmade rug (not latch hook)
19. Hot pad/trivet
20. Item for home – made from fleece (may be tied)
21. Lamp – restored or made by exhibitor
22. Ornaments – 3 (example: 3 quilted, 3 cross-stitched, etc.)
23. Pillow case or pair of matching pillow cases

24. Plant hanger (macrame, crochet, etc.)
25. Redecorate a room - create a photo display or before, during, and after with description of what you did
26. Refinished or remodeled small piece of furniture (include before and after pictures and tell what you did)
27. Refrigerator decorations (max. of 4 in exhibit)
28. Repurposed item for a room
29. Set of 2 potholders or potholder and mitt
30. Set of 4 placemats
31. Table runner
32. Window treatment
33. Any other creative article not listed
34. Any other creative article not listed
35. Any other creative article not listed



Department 129– Child Development

Face-to-Face Judging on Tuesday Noon-6 PM

Entry Information

- Open to youth enrolled in the 4-H Child Development project or youth of other groups doing equivalent work.
- No more than 6 entries per exhibitor. 1 per lot.

Exhibit Information


- See Poster Rules, if applicable.
- Exhibits could be scrapbooks, displays, posters, or an item made while exploring this topic.
- All toys, games, and books marked with an asterisk (*) MUST have a 3x5 card attached to the entry tag. Please answer the following questions on that card:
 - What is the age of the child who will play with this?
 - Why is it a good toy?
 - What will the child learn?
- Loose pieces should be in zip-lock bags
- Premiums: \$2.50 - \$2.25 - \$2.00 - \$1.75

CLASS A – Child Development

Lot Numbers

1. Age-appropriate book chart -list 3 age groups and 5 books for each group and why they are appropriate
2. Age-appropriate toy chart – list 3 age groups and 5 toys for each group and why they are appropriate
3. Book of indoor and outdoor games to play with children – include at least 8 indoor and 8 outdoor games
Include the directions, age appropriate to play, supplies needed, time needed to play, etc. Include where you found the activity.
4. Car kit of 8 items or less; specify age of child to use the items
5. *Coloring book for a child made by the exhibitor
6. Evaluate a child's television program
7. Exhibit describing at least 6 careers related to children/child development.
Include a brief job description, skills and abilities needed, job training or education required, age of children they work with, etc.
8. Exhibit of 2 nutritious snacks or 1 nutritious snack and 1 nutritious beverage for children – bring food
9. Exhibit on responsibilities of a babysitter – include how to fulfill those responsibilities

10. Exhibit showing 5 types of play
11. Exhibit showing what is needed to have a safe environment for children (related to day care, home, or other location)
12. *File folder game made by exhibitor
13. Flannel board story or verse and pieces to go with it
14. *Game for child made by exhibitor
15. Home-made puppet
16. Mobile for child's room
17. Photo essay of 4 developmentally appropriate activities done with a young child
18. *Picture dictionary made for a child
19. Puppet with a script that teaches a concept (examples: numbers, shapes, colors, nutrition, etc.)
20. Recipe book of 6-8 nutritious snacks or foods
21. Safety exhibit on one child safety issue (poster)
22. Sitter survival kit with no more than 10 items & carrying case (items can be purchased) – specify age of child
23. *Story book for a child made by the exhibitor
24. *Toy for child made by the exhibitor
25. *Toy -made from recycled materials - for child made by the exhibitor
26. Any other exhibit relating to child development not listed
27. Any other exhibit relating to child development not listed
28. Any other exhibit relating to child development not listed



Department 131– Communications

Judging is done prior to the Fair

Entry Information

- Open to exhibitors enrolled in the Communications project.
- Creative Writing exhibits will be judged prior to the Fair. Entries need to be emailed to Tammy at outagamiefairentries@gmail.com by July 1.
- No more than 3 entries in Class A. 1 per lot.

Exhibit Information

- Maximum number of words
 - Up to 750 words – grades 3-5
 - Up to 1000 words – grades 6-8
 - Up to 2000 words – grades 9-13
- Premiums: \$2.50 - \$2.25 - \$2.00 - \$1.75

CLASS A – Creative Writing

Lot Numbers

1. Original Creative writing - Prose
2. Original Creative writing - Poetry
3. Original Creative writing – Story (fiction)
4. Original Creative writing – Play

Booths

Department 132– Educational Booths

Danish Judging will be completed by Thursday at 5 PM

Entry Information

- Open to all Junior Fair youth organizations exhibiting at the Fair.
- Organizations need to sign up for a booth by emailing outagamiefairentries@gmail.com.

Exhibit Information

- Booths must be in place by 6 p.m. on Tuesday
- Booths shall consist of a decorated booth with a title or caption.
- Group name should be displayed
- Booths must be deconstructed on Sunday AFTER 5 PM
- Remove all staples from the walls and discard all trash -- NO exceptions!

Booth Size:

- 6 feet wide, 4 feet deep, and 18 inches off the floor
- Sides are 4 feet high
- Back wall is 78 inches
- Front height is 60"

- Judging notes:
 - Three judges will be selected to review all booths
 - Scores for each booth will be averaged and placings will be based on final averaged scores
 - The top blue will receive the MERIT.
- Judging Criteria – 100 points possible
 - Workmanship – Colors, Prop creation, Scale, Placement of items, Variety of sizes & shapes, and Club name displayed
 - Visual – Text/title size, Readability, Neat & uncluttered, and has dimension
 - Theme – Creative, One central theme, Interpretation of theme, and Theme is Complete
 - Effectiveness – Subject matter accurate, Idea shown simply & clearly, Does it effectively promote your group or Does it effectively educate the public
- Premiums: \$16 - \$14 - \$12

CLASS A – Educational Booths

Lot Numbers

1. Educational Booth
2. Booth promoting Group



Department 133– Youth Leadership

Entry information

- Exhibits are checked in on Tuesday Noon – 6 PM
- No more than **8** entries per exhibitor.
- Only 1 entry per class/lot number.

Exhibit Information

- See Poster Rules, if applicable.
- Exhibits could be scrapbooks, displays, or posters.
- Exhibitors must bring a device to play any video, power point, music, or computer entry that needs to be played for the judge.
- Premiums: \$3.00 - \$2.75 - \$2.50 - \$2.25

CLASS A – Youth Leadership

- Open to youth enrolled in the 4-H Youth Leadership project or youth of other groups doing equivalent work
- Danish Judging is Wednesday morning.

Lot Numbers

1. 4-H promotional item to promote club, county, trips, County Fair, state teams, etc.
2. A written speech to recruit 4-H leaders
3. A written speech to recruit 4-H members
4. Booklet or scrapbook of your leadership activities throughout the year
5. Electronic presentation to promote an aspect of 4-H (power point, video, etc.)
6. Electronic presentation to promote the County Fair (power point, video, etc.)
7. Exhibit about your experience as a club officer
8. Exhibit designed to recruit leaders
9. Exhibit designed to recruit members
10. Exhibit on brainstorming/decision making process
11. Exhibit on conflict resolution guidelines
12. Exhibit on the qualities of a good leader
13. Exhibit to promote an event or aspect of 4-H
14. Exhibit to promote the county fair
15. Exhibit showing how you helped in leadership at the club level
16. Exhibit showing how you helped in teaching or assisted another youth leader or adult leader
17. Exhibit showing how you taught a project or activity by yourself
18. Exhibit showing your leadership in organizing a club event/activity
19. Exhibit showing your leadership in organizing a community service activity
20. Original news release promoting club, county activities, County Fair, or National 4-H Week
21. Outline, summary, or report for a project meeting you held -- include goals and evaluation of success
22. Outline, summary, or report for a recreational program you planned for your club
23. Visual aid you used to teach a specific project (attach a 3"x5" card with description of how it was used and ages of members)
24. Exhibit related to leadership
25. Exhibit related to leadership

CLASS B – Self-Determined

Self-Determined exhibits include projects not listed in other departments.

- Open to youth enrolled in the 4-H Youth Leadership project or youth of other groups doing equivalent work.
- Exhibits are judged face-to-face on Tuesday.
- Exhibit may include a poster, display, scrapbook, or an item made by exhibitor demonstrating what was learned

Lot Numbers

26. Exhibit made by exhibitor
27. Exhibit made by exhibitor
28. Exhibit made by exhibitor
29. Exhibit made by exhibitor



Department 134– Citizenship

Face-to-Face Judging on Tuesday Noon-6 PM

Entry Information

- Open to youth enrolled in the 4-H Citizenship project or youth of other groups doing equivalent work.
- No more than 6 entries per exhibitor. 1 per lot.

Exhibit Information

- See Poster Rules, if applicable.
- Exhibits could be scrapbooks, displays, posters, or an item made while exploring this topic.
- Topics for exhibits in this department would include:
 - **Careers**
 - **Citizenship**
 - **Entrepreneurship**
 - **Health**
 - **History and Heritage**
 - **Inter-Generational**
 - **International Relations**
 - **Personal Finance**
 - **Safety**
 - **Service Learning**
- Premiums: \$2.50 - \$2.25 - \$2.00 - \$1.75

CLASS A - Citizenship

Lot Numbers

1. Exhibit A
2. Exhibit B
3. Exhibit C
4. Exhibit D
5. Exhibit E
6. Exhibit F

**Agriculture, Trade & Consumer
Protection
Wisconsin Administrative Code
Chapter ATCP 160
COUNTY AND DISTRICT FAIRS**

Note: Chapter Ag 5 as it existed on April 30, 1976 was repealed and a new chapter Ag 5 was created effective May 1, 1976; Chapter Ag 5 as it existed on November 30, 1990 was repealed and a new chapter Ag 5 was created effective December 1, 1990; Chapter Ag 5 was renumbered chapter ATCP 160 under s. 13.93 (2m) (b) 1., Stats., Register, April, 1993, No. 448.

Subchapter I — General Requirements and Definitions

ATCP 160.01 Definitions. As used in this chapter:

- (1) "Breed class" and "breeding class" mean a specific breed within a class such as holstein in the dairy class.
- (2) "Class" means a grouping in which exhibits may be entered, including an animal breed or age group for animal exhibits; a type of produce, crop or food; or a specific age, age group or educational grade level of exhibitor.
- (3) "Danish judging system" means a judging system that allows for multiple first, second, third, and fourth class selections as provided in s. ATCP 160.91 (4) (b).
- (4) "Department" as it relates to the organizational structure of a fair, means an animal species, production group, or other principal classification of exhibits. As used in any other context, "department" means the state of Wisconsin department of agriculture, trade and consumer protection.
- (5) "Division" means one of 3 exhibitor group classifications for a fair and is limited to junior division, open division and senior citizens division.
- (6) "Entry class" means a class in which the fair allows exhibitors to submit entries.
- (7) "Exotic domestic animal" means an animal that is not a common farm animal.
- (8) "Lot" or "lot number" means the numerical designation assigned by a local fair for a specific category of exhibits within a class.
- (9) "Market class" means a class that includes animals of a certain weight for the breed class that can be sold for slaughter.
- (10) "Premium" means a monetary prize that a county or district fair awards to an exhibitor after judging all competing exhibits in the class to which the premium pertains.
- (11) "Regular judging system" means a judging system that allows for one first, second, third and fourth class selection as provided in s. ATCP 160.91 (4) (c).
- (12) "Self-determined project" means a project that meets all of the following criteria:
 - (a) It is approved by the fair board.
 - (b) Its subject matter is related to any of the junior fair departments 9, 10, 13 to 16, 18, or 20 to 29.
 - (c) It does not fall into a defined entry class within any department.
 - (d) It is carried out by a 4-H member enrolled in a designated 4-H project or alternative project that follows 4-H guidelines, or by a member of another youth organization that does equivalent work.

History: Cr. Register, November, 1990, No. 419, eff. 12-1-90; cr. (5), Register, July, 1995, No. 475, eff. 8-1-95; **CR 11-037: renum. (1) to (5) to be (2), (4), (5), (8), (10), cr. (1), (3), (6), (7), (9), (11), (12) Register April 2012 No. 676, eff. 5-1-12.** ATCP 160.02 WISCONSIN ADMINISTRATIVE CODE 868 *The Wisconsin Administrative Code on this web site is current through the last published Wisconsin Register.*

ATCP 160.02 Premium requirements.

(1) GENERAL.

- (a) The state aid authorized by s. 93.23 (1), Stats., may be paid on net premiums paid by a county or district fair. The department may withhold state premium aid from any fair that does not enforce animal health provisions under ch. ATCP 10 that are applicable to animals exhibited at the fair. State aid will be paid only on premiums actually paid by bank check or draft.
- (b) No deductions may be made from premium money won by an exhibitor. Premiums may, however, be withheld where exhibition rules established by the fair association are violated. A written statement of violation shall be submitted to the department to justify action taken by a local fair.
- (c) Premiums offered shall be definite in amount. No decrease or increase in published premiums may be made because of the financial condition or the organization or for any other reason.
- (d) State aid may be paid on no more than 2 premiums awarded an exhibitor under one premium or lot number in open division individual livestock classes, except poultry and rabbits, and no more than one premium in all other classes, including poultry and rabbits.
- (e) No county or district fair may receive state aid for a premium awarded to any exhibitor in the open division if that exhibitor entered the same exhibit in the junior division at the same county or district fair. This paragraph does not apply if the exhibit was entered in the junior division only as part of a herd group, carcass class or performance class.
- (f) No state aid will be paid on the cost of ribbons, cups, trophy prizes or entertainment contests.

(2) PREMIUM LISTS.

- (a) Premiums for which state aid is requested by county and district fairs shall conform with the uniform premium list and other requirements set forth in these rules. Fairs requesting state aid for net premiums shall submit to the department a printed copy of the premium list used at the fair, as required under s. ATCP 160.92 (3) (c).
- (b) The officers of each fair shall mail a copy of the premium list to other associations, societies, or boards conducting a fair in Wisconsin upon request.
- (c) Sections ATCP 160.01 through 160.07 and 160.91 shall be published in premium books used by a fair for which state aid is requested.

(3) ENTRY FEES.

- (a) A county or district fair may charge an exhibitor an entry fee. The entry fee may not exceed 10% of the sum of all premiums offered to exhibitors in the same class for which the entry fee is charged. In lieu of an entry fee, a county or district fair may charge stall rents for horses, cattle, sheep, goats, swine, poultry, rabbits or pets.
- (b) Exhibitors in department 35 shall not be required to purchase an exhibitor's ticket. Any other exhibitor may be required, if no entry fee is charged, to purchase an exhibitor's

season ticket at a price not to exceed that charged for a non-exhibitor's season ticket.

(4) SPLIT FAIR DATES.

(a) For purposes of this subsection, "split fair dates" occur when a fair organization judges exhibits or contests and pays premiums at more than one time or at more than one location during the calendar year.

(b) Except as provided under par. (c), the department may not pay state aid for a fair having split dates unless the department gives advance written approval for a split fair. The department

1. Clothing revue.
2. Demonstrations.
3. Favorite foods revue.
4. Dogs.
5. Small animals.
6. Rocketry.
7. Shooting sports.
8. Other exhibits and contests that are similar to those identified in subds. 1. to 7.

History: Cr. Register, November, 1990, No. 419, eff. 12-1-90; r. and recr. (1) (e) and am. (3) (a), Register, July, 1995, No. 475, eff. 8-1-95; r. and recr. (4), Register, November, 2000, No. 539, eff. 12-1-00; correction in (2) (a) made under s. 13.93 (2m) (b) 7., Stats., Register, November, 2000, No. 539; CR 08-075: am. (1) (a) Register April 2009 No. 640, eff. 5-1-09; **CR 11-037: am. (1) (a), (3) (a), (b), cr. (4) (c) 8. Register April 2012 No. 676, eff. 5-1-12.**

ATCP 160.03 Exhibition requirements.

A county or district fair shall meet all of the exhibition requirements of this section to be eligible for state premium aid. **(1)** No fair society or other organization sponsoring a county or district fair shall require an exhibitor to become a member of the organization in order to enter an exhibit at the fair, nor shall the sponsoring organization make any deduction from an exhibitor's premium as a donation to the fair society, or require an exhibitor in any other way to make a donation to the society. **(2)** State aid may not be approved for out-of-state exhibits or for separate classes of local and non-local exhibitors. Aid may not be approved for payment of premiums to an exhibitor having an out-of-state address but claiming Wisconsin residency unless the fair secretary provides the department with an affidavit that the exhibitor's residence is geographically located within the state. **(3)** State aid may be paid only on articles or animals actually on display in an exhibit building or actually shown in the show ring on regular fair dates unless approval for split fair dates is obtained under s. ATCP 160.02 (4). State aid may not be paid on Dairy Herd Improvement Association records, transportation aid, production contests or other special educational exhibits unless prior approval is obtained under s. ATCP 160.04 (8). **(4)** State aid may not be paid on exhibits removed from the fair grounds before 4 p.m. of the last day of the fair, or such other later time as may be specified by the fair, without prior approval of the department. Authority for earlier removal may be granted by the department in case of meat animal sales or other special classes, if requested before the beginning of the fair. In other hardship cases, approval may be granted by the local fair. Exhibits in dog

may approve split fair dates only if the fair organization justifies the split dates based on extreme hardship. If the department approves split dates, all blue ribbon winners shall repeat their demonstrations or exhibits at the regular fair dates unless the department grants a hardship exemption. An exhibitor may use audio-visual media, still photography or an educational display to repeat a demonstration or exhibit.

(c) The department may pay state aid for the following exhibits or contests in a fair having split dates, regardless of whether the department approves those split dates in advance: obedience and small animal pet classes may be judged during the regular fair but are not required to remain present during the entire fair. The local fair may prescribe the length of time junior fair exhibitors of horses shall keep their animals on the grounds. **History:** Cr. Register, November, 1990, No. 419, eff. 12-1-90.

ATCP 160.04 Junior fair division; general.

(1) In the junior fair division, the department may pay state aid on prizes offered to exhibitors who are under 20 years of age on January 1 of the current fair year. A county or district fair board may establish subgroups within a junior fair entry class based on the exhibitor's grade in school. The department may not pay state aid on prizes for club parades, club floats, song contests, or a project which is not an exhibit or demonstration at the fair.

(2) All exhibitors in the junior fair division shall be members of 4-H, FFA, a scouting program, a breed group, or another recognized youth organization under adult leadership that has an education program appropriate to that organization and is approved by the fair board.

(3) Exhibits in the junior fair shall be the product of the exhibitor's own labor. An exhibit may include a study project, merit project or other special project, a skill area, or a supervised occupational experience in which the exhibitor is regularly enrolled, provided that the fair board approves the project, skill area, or supervised occupational experience as an exhibit.

(4) State aid may not be used to award more than one premium to any exhibitor in any department in the junior fair division, except that:

(a) A premium may be awarded to each member of a group that collectively owns and enters a livestock exhibit in departments one to 5 of subch. IV.

(b) An exhibitor may receive a separate premium for showmanship where authorized under subch. IV.

(c) An exhibitor may receive more than one premium in a department for which additional premiums are specifically authorized under subch. IV.

(5) Under subch. IV, within each of the junior fair departments 9, 10, 13 to 16, 18, and 20 to 29, a fair board may establish one or more entry classes for self-determined projects that are related to that department. The fair board may establish class entry criteria, including student grade level criteria. Entry classes are open to 4-H members enrolled in a designated 4-H project or an alternative project that follows 4-H project guidelines, and to members of other youth organizations that do equivalent work and apply equivalent guidelines. Exhibits may be judged using the regular or Danish judging system. For each entry class, a fair

board may pay first–place to fourth–place premiums at any of the following levels designated by the board:

(a) Premium level one: \$2.00, \$1.75, \$1.50, \$1.25.

(b) Premium level 2: \$2.50, \$2.25, \$2.00, \$1.75.

(c) Premium level 3: \$3.00, \$2.75, \$2.50, \$2.25.

(6) If 16 or more animals, items or articles are entered in any junior fair class, the class may be divided into 2 or more approximately equal groups according to weight, age or other identifying characteristic and each group judged as a class.

(7) Special educational exhibits may [be] established if the proposal is presented to the Wisconsin association of fairs before October 1 of the year preceding its proposed establishment and the exhibit is approved by the department.

(8) Within any junior fair department under subch. IV, a county or district fair may establish special classes where none are specified under subch. IV. Special classes may include classes for grade and crossbred females in the beef, swine, sheep and horse departments. Premiums for special classes created under this subsection shall be equal to premiums for comparable classes established in the same department under subch. IV.

History: Cr. Register, November, 1990, No. 419, eff. 12–1–90; am. (8), Register, July, 1995, No. 475, eff. 8–1–95; am. (1), Register, November, 2000, No. 539, eff. 12–1–00; reprinted to correct printing error in (1), Register, June, 2001, No. 546; **CR 11–037: am. (title), (2), (3), r. and recr. (4), renum. (5) to be 160.80 (4) and am., cr. (5) Register April 2012 No. 676, eff. 5–1–12.**

ATCP 160.05 Open division; general requirements.

(1) The total maximum premiums set forth for all places in any open division livestock class, excluding poultry and rabbits, may be divided into premiums for a greater number of places, but the maximum premium offered for any additional place shall not be higher than the maximum for last place in the class.

(2) All animals in any open division class shall be owned by the exhibitor, except as provided in s. ATCP 160.09.

History: Cr. Register, November, 1990, No. 419, eff. 12–1–90; **CR 11–037: r. (2), renum. (3) to be (2) Register April 2012 No. 676, eff. 5–1–12.**

ATCP 160.06 Senior citizens division; general requirements.

(1) The age of exhibitors in the senior citizens division is limited to persons 62 years of age or over.

(2) Exhibitors in the senior citizens division may not enter identical items or articles in both the senior citizens division and the corresponding classes of the regular open division.

History: Cr. Register, November, 1990, No. 419, eff. 12–1–90.

ATCP 160.07 Classes; general requirements.

(1) Classes may be combined if the number of entries in several single classes is insufficient. If any classes are combined, state aid shall be limited to the maximum total premiums listed for a single class of animals, items or articles in that department.

(2) (a) Except as provided under par. (b), no county or district fair may receive state aid for premiums awarded for sexually intact male dairy cattle, beef cattle, sheep, goats, swine or horses unless those animals are registered purebreds. Registered purebred status shall be documented by a certificate of registry from the appropriate breed association or society, or by a copy of the application for registration.

(b) Paragraph (a) does not apply to dairy cattle exhibited at a county or district fair if a national breed association certifies that those dairy cattle are recorded in that breed association's qualified herd book which records the genealogy of that breed.

(3) Any animal entered as part of a group class may also be exhibited in a class for individual animals.

(4) Boars may not be entered as an exhibit in the swine department unless their tusks have been removed.

(5) The age of an animal, for purposes of determining its entry class under this chapter, shall be determined as of the opening day of the fair.

History: Cr. Register, November, 1990, No. 419, eff. 12–1–90; renum. and am. (2) to be (2) (a) and cr. (2) (b), Register, July, 1995, No. 475, eff. 8–1–95; **CR 11–037: cr. (5) Register April 2012 No. 676, eff. 5–1–12.**

ATCP 160.08 Class definitions; individual classes.

(1) DAIRY CATTLE.

(a) A spring calf is one born on or after March 1 of the exhibit year.

(b) A winter calf is one whose date of birth is between December 1 of the year preceding the exhibit year and February 28 or 29 of the exhibit year.

(c) A fall calf is one whose date of birth is between September 1 and November 30 of the year preceding the exhibit year.

(d) A summer yearling is one whose date of birth is between June 1 and August 31 of the year preceding the exhibit year.

(e) A spring yearling is one whose date of birth is between March 1 and May 31 of the year preceding the exhibit year.

(f) A winter yearling is one whose date of birth is between December 1 of the second year preceding the exhibit year and February 28 or 29 of the year preceding the exhibit year.

(g) A fall yearling is one whose date of birth is between September 1 and November 30 of the second year preceding the exhibit year.

(h) A 2 year–old is one born between September 1 of the third year preceding the exhibit year and August 31 of the second year preceding the exhibit year. A 2–year–old includes a yearling that has freshened.

(i) A 3 year–old is one whose date of birth is between September 1 of the fourth year preceding the exhibit year and August 31 of the third year preceding the exhibit year.

(j) A 4 year–old is one whose date of birth is between September 1 of the fifth year preceding the exhibit year and August 31 of the fourth year preceding the exhibit year.

(2) BEEF CATTLE.

(a) A junior calf is one born on or after January 1 of the exhibit year. The calf shall be at least 4 months old at the time of exhibit.

(b) A senior calf is one whose date of birth is between September 1 and December 31 of the year preceding the exhibit year.

(c) A summer yearling is one whose date of birth is between May 1 and August 31 of the year preceding the exhibit year.

(d) A junior yearling is one whose date of birth is between January 1 and April 30 of the year preceding the exhibit year.

(e) A senior yearling is one whose date of birth is between September 1 and December 31 of the second year preceding the exhibit year.

(f) A 2 year–old or older cow is one born before September 1 of the second year preceding the exhibit year and which has calved during the past year.

(4) SWINE.

(a) A junior yearling boar or sow is one born between January 1 and June 30 of the year preceding the exhibit year.

(b) A senior boar or sow is one whose date of birth is between July 1 and December 31 of the year preceding the exhibit year.

(c) A senior spring boar or sow pig is one whose date of birth is between January 1 and February 28 or 29 of the exhibit year. A local fair board may subdivide this entry class into January–born and February–born sows or boars.

(d) A junior spring boar or sow pig is one born during the month of March of the exhibit year.

(5) SHEEP.

(a) A spring lamb is one born on or after February 16 of the exhibit year.

(b) A fall lamb is one born between September 1 and December 31 of the year preceding the exhibit year.

(c) A winter lamb is one born between January 1 and February 15 of the exhibit year.

(d) A yearling ram or ewe is one born outside the date of birth limitations in pars. (a) through (c). The age of yearlings may be subject to verification by a veterinarian’s examination whose findings shall be final.

ATCP 160.09 Class definitions; group classes.

(1) DAIRY AND BEEF CATTLE. (a) A dairy junior get of sire shall consist of 3 animals which are the offspring of the same bull. All of these animals shall be under 2 years of age, and not more than one may be a bull. A beef junior get of sire shall consist of 3 animals which are the offspring of the same bull and are animals in the junior calf, senior calf, and/or the summer yearling, bull and heifer classes, with both sexes to [be] represented.

(b) A dairy and beef senior get of sire shall consist of 3 animals which are the offspring of one sire. All of these animals shall be 2 years of age or over. In either a dairy or beef breed get of sire, the name of the sire shall be designated by the exhibitor. The animals need not be owned by a single exhibitor.

(c) A produce of dam shall consist of 2 animals of any age or sex which are the produce of one cow.

(d) A group of 3 best female cattle shall consist of 3 animals of any age which were bred and are owned by the exhibitor.

(2) SWINE. A pen of 3 feeder pigs shall consist of swine of either sex each weighing between 40 and 60 pounds. Any male pigs included in the pen shall be castrated and healed.

(3) SHEEP.

(a) A get of sire shall consist of 4 lambs or yearlings, or both, of either sex, from one sire, which were bred and are owned by the exhibitor.

(b) An exhibitor’s flock shall consist of one yearling or ram lamb, 2 yearling ewes and 2 ewe lambs which are owned by the exhibitor.

(c) A junior division pair of lambs may include a spring or fall ram and spring or fall ewe lamb owned by the exhibitor.

(d) A junior division flock shall be comprised of 3 sheep consisting of a yearling or lamb ram, a ewe lamb, and a yearling ewe, all of which are owned by the exhibitor.

History: Cr. Register, November, 1990, No. 419, eff. 12–1–90; CR 11–037: r. (4) Register April 2012 No. 676, eff. 5–1–12.

Subchapter V — Judging and Accounting

ATCP 160.91 Judging regulations.

(1) Judging shall be done at county and district fairs by individuals who are registered with the department and who have knowledge, training or experience in the specific class or classes to be judged as determined by the department. Judging shall be done in accordance with the requirements of s. ATCP 160.92 (3) (a). In no case shall any person who is an officer or director of a fair be eligible to judge exhibits at such fair; nor shall any person interested directly or indirectly in exhibits shown in any department of a fair be eligible to judge articles or animals in that department.

(2) Each judge at a county or district fair shall be provided with a copy of the fair’s premium book or list of entry classes at least 7 days prior to the opening date of the fair.

(3) No animal or article, irrespective of the number of entries in the class in which it is entered, shall be awarded a higher rating than its merit would entitle it to in comparison to the standard of perfection in the class.

(4) (a) No state aid will be paid on premiums awarded under the Danish system in any classes except in the junior and educational departments.

(b) When classes in the junior and educational departments are judged according to the Danish system, 4 group placings shall be awarded in any class. When there are less than 8 exhibitors in the class, there shall not be more than 2 in the first group, not more than 4 in the first 2 groups and not more than 6 in the first 3 groups. If there are 8 or more entries in the class, there shall not be more than 25% in the first group, not more than 50% in the first 2 groups, and not more than 75% in the first 3 groups.

(c) The number of awards in the last group placing may be increased to the extent necessary to give awards to all exhibitors.

(5) If any class of exhibits at a county or district fair is judged according to the regular system, the judges for that class may give only one first–place, one second–place, one third–place and one fourth–place award in that class.

History: Cr. Register, April, 1976, No. 244, eff. 5–1–76; am. (1), Register, March, 1980, No. 291, eff. 4–1–80; renum. from Ag 5.07, Register, November, 1990, No. 419, eff. 12–1–90; am. (2), and cr. (5), Register, July, 1995, No. 475, eff. 8–1–95.





Animal Health Regulations

Fairs and Shows in Wisconsin: 2022 Season

This is a summary of animal health requirements for fairs, shows and exhibitions only. They are not necessarily the same as requirements for importing animals into Wisconsin or moving them within the state for other purposes. They may change if animal diseases occur in Wisconsin or elsewhere, so you should always check our website or contact us for current information. Fairs or exhibitions may have additional requirements. Exhibitors should contact the event organizers for more information. Ref. s. ATPC 10.87, Wis. Admin. Code

General Requirements for show organizers - All fairs or exhibitions of any length must obtain, review, and keep for five years all required records and test results:

- Exhibitor's name and address
 - Animal identification (number, type, description, and, when required, official identification (see requirements for different animals below))
 - Documents showing compliance with disease testing and other health requirements
 - Livestock premises number, if any, where animals originated
 - Documentation showing legal importation to the event (if applicable) and, when required, movement to the event (see requirements for different animals below)
 - For swine, a record of any swine transported directly to a slaughtering establishment
 - For swine, a record of any swine transported to an animal market where all animals sold at the market sale for that day were shipped directly to a slaughtering establishment.
- Fairs or exhibitions lasting more than 24 hours must appoint a licensed veterinarian to inspect all animals daily.
- Please note: Except in specific circumstances, if an animal already bears an official 840 eartag, that eartag must not be removed and additional official eartags must not be applied. Instead the existing eartag must be read and recorded when a record of that animal is required. (Ref. s. ATPC 10.045, Wis. Admin. Code) These regulations apply to all fairs and exhibitions, including additional events (like rodeos, shows, or other organized events) that occur in conjunction with the fair.

Diseases - Animals that show evidence of having contagious or infectious diseases may not be commingled (or housed/kept) with other animals at a fair, show, or other exhibition in such a way as to allow disease to spread. Such animals should not attend the fair, show, or exhibition. Animals may be denied entry if they arrive at these events with contagious or infectious diseases, isolated and/or removed if they develop disease after arriving, or be subject to other action as would be necessary to control disease. Bovine animals with ringworm, mange, warts

or scab will be removed from the fair or exhibition premises, unless the veterinarian in charge finds warts or ringworm lesions are incapable of transmitting disease.

Cattle & Bison - Cattle from within Wisconsin have no requirements for tests or health documents. Cattle from outside Wisconsin must:

- Be accompanied by certificate of veterinary inspection (CVI or health certificate) documenting official animal identification (ID) and all required tests and certifications
 - Have at least one form of official individual ID (including steers)
 - Meet all of Wisconsin's normal requirements for import (see https://datcp.wi.gov/Pages/Programs_Services/CattleBison.aspx)
- Acceptable animal IDs for all cattle from outside Wisconsin
- USDA metal ear tag number that is part of the National Uniform Eartagging System (NUES) (starts with state 2-digit code, also known as "brite" tag); this includes the orange brucellosis vaccination tag
 - 15-digit "840" tags (visual or RFID)
 - Valid only if applied before March 11, 2015: o Manufacturer-coded RFID tag - 15-digit number with the first three digits in 900s o American ID tag - 8 to 12-digit number prefaced with "USA" Brucellosis requirements for cattle from outside Wisconsin No cattle from outside Wisconsin are currently required to be brucellosis tested or vaccinated to come to fairs and shows in Wisconsin Tuberculosis (TB) requirements for cattle from outside Wisconsin For requirements by state, see: https://datcp.wi.gov/Pages/Programs_Services/CattleBison.aspx Cattle from Michigan's Modified Accredited Zone (for cattle from Michigan's TB Free Zone, see requirements by state above) also need:
- Import permit
 - To originate from a herd that has a negative whole-herd TB test within 12 months before arrival in Wisconsin that includes all animals 1 year and older
 - Negative individual TB tests within 60 days before entering Wisconsin
 - To return directly to the state of origin after the show, and there must be a statement on the CVI that they will be doing so
- For information on obtaining an import permit:
- Online https://datcp.wi.gov/Pages/Programs_Services/AnimalMovementPermits.aspx
 - Email DATCPAnimalImports@wi.gov • Call 608-224-4872
- Cattle from Canada must meet current federal requirements to enter the United States. (See <https://www.aphis.usda.gov/regulations/vs/iregs/animals/downloads/ca-protocol-imp-cattlebison.pdf>) Requirements are

subject to change as conditions warrant. For current information, check https://datcp.wi.gov/Pages/Programs_Services/CattleBison.aspx.

Swine - Swine from within Wisconsin need a Wisconsin intrastate certificate of veterinary inspection (CVI or health certificate): Note: Herd of origin means the herd in which the pigs currently reside, likely the exhibitor's herd. When pigs are purchased from a herd, the herd from which they originate is the herd of origin for the seller. Once the purchased pigs are added into the buyer's herd (even if the buyer's herd only consists of one or just a few animals), the buyer's herd becomes the new herd of origin and that herd must meet testing requirements to move pigs again.

- Stating that the entire herd of origin was inspected on the farm within 30 days before the show and showed no signs of disease.
 - Non-terminal Exhibitions: All swine must have a PRRS (Porcine Reproductive and Respiratory Syndrome) and PEDv (Porcine Epidemic Diarrhea virus) test of the herd of origin within 90 days of the exhibition. Include test date, type, and results on the CVI. For swine originating from herds with positive tests, include the herd plan number on the CVI.
 - Terminal Exhibitions: No testing requirements. Note: Terminal Exhibitions are those at which all the swine go directly from the fair/show to the slaughtering establishment OR to a slaughter only market sale. If going to a slaughter only market sale, contact the Division of Animal Health fair inspector for required information to collect. Note: If the fair intends to use a load-out facility, contact the Division of Animal Health in advance to discuss requirements that must be met. Swine from outside Wisconsin need a certificate of veterinary inspection that includes the following:
 - The negative results of the PRRS test from the swine's herd of origin conducted within 90 days prior to movement into Wisconsin including test date, type, and results.
 - The negative results of the PEDv test from the swine's herd of origin conducted within 90 days prior to movement into Wisconsin including test date, type, and results.
 - A statement that the veterinarian has inspected the entire herd of origin within the past 30 days and that no clinical signs of PRRS and PEDv or any other apparent disease was present at the time of inspection
 - Official individual identification (ID)
 - If the herd of origin tests positive for PRRS and/or PEDv, contact the Department of Agriculture, Trade and Consumer Protection at 608-224-4872 for options. Acceptable methods of ID for swine are:
 - USDA silver ear tag
 - USDA 840 ear tag, either visual or RFID
 - Breed association tattoo if the pig is a purebred and the tattoo is registered
 - An ear tag with the premises identification number and a unique identifier
 - Ear notch if the pig is a purebred and the notch is registered
- Requirements are subject to change as conditions warrant. For current information and for PRRS and PEDv testing options,

check

https://datcp.wi.gov/Pages/Programs_Services/SwineMovement.aspx

Sheep & Goats - Note: These rules do not apply to non-domestic sheep and goats. See Exotic Ruminants below. Sheep and goats from within Wisconsin need:

- If sexually intact, need official individual identification (ID) at any age.
 - If not sexually intact, need official individual ID if they are 12 months or older.
 - See below for Official ID options.
 - Cannot be under restriction for movement to fairs and shows.
 - Sheep and goats that go to a market or slaughter establishment after the fair should have an owner hauler statement to move from the fair to the market/slaughter establishment. Sheep and goats from outside Wisconsin need:
 - Certificate of veterinary inspection (CVI or health certificate) and official individual ID for all animals.
 - See below for Official ID options.
 - See below for additional requirements for goats from Michigan's Tuberculosis Modified Accredited Zone.
 - Sheep and goats that go to a market or slaughter establishment after the fair should have an owner hauler statement to move from the fair to the market/slaughter establishment. Official Identification includes:
 - Scrapie eartags (including tags on neckstraps for animals with absent/injured ears or with official tattoos – see DATCP Website*)
 - USDA 840 ear tags
 - Legible breed tattoos (see DATCP Website* and NOTE below)
 - Legible scrapie tattoos (see DATCP Website* and NOTE below)
 - Approved microchips (Electronic Identification/EID) – There are many requirements that need to be met to use microchips including a requirement for accompanying tattoos. See DATCP Website* and NOTE below.
 - NOTE: All sheep and goats that go through a market or to slaughter and require Official Identification must be eartagged with Official ID. Official ID in the form of a tattoo or Electronic Implantable Identification (EID) is no longer sufficient when moving through a market or going to slaughter.
 - NOTE: If a Wisconsin origin animal is neutered, less than 12 months of age, and moving through a market after the fair, the market may require Official ID in the form of an ear tag.
 - *For more information on official identification and for owner hauler statements see DATCP Website at https://datcp.wi.gov/Pages/Programs_Services/OfficialID.aspx
 - Goats from Michigan's Tuberculosis (TB) Modified Accredited Zone also need:
 - Import permit
 - To originate from a herd that has a negative whole-herd TB test within 12 months before arrival in Wisconsin that includes all animals 1 year and older
 - Negative individual TB tests within 60 days before entering Wisconsin
 - To return directly to the state of origin after the show, and there must be a statement on the CVI that they will be doing so
- For information on obtaining an import permit:
- Online https://datcp.wi.gov/Pages/Programs_Services/AnimalMovementPermits.aspx
 - Email DATCPAnimalImports@wi.gov

• Call 608-224-4872 Requirements are subject to change as conditions warrant. For current information, check https://datcp.wi.gov/Pages/Programs_Services/SheepGoatMovement.aspx.

Equine - Equine animals from within Wisconsin need documentation of a negative EIA test done within the previous 12 months, which clearly identifies the animal by complete description, digital photographs, or an approved microchip (if a reader is available). No test is needed for nursing foals accompanying negative dams. Documentation may be:

- Official test report VS 10-11, or
 - USDA-approved electronic test form, or
 - Global Vet Link EIA electronic form, or
 - Certificate of veterinary inspection with the test results listed
- Equine animals from outside Wisconsin need:
- Certificate of veterinary inspection (CVI or health certificate) which clearly identifies the animal by complete description, digital photographs, or an approved microchip
 - Negative EIA test done within previous 12 months that is reported on the CVI
 - No EIA test is needed for nursing foals accompanying negative dams
- Equines from Minnesota are exempt from the CVI requirement if:
- Ownership does not change while the animal is in Wisconsin
 - The animal remains in Wisconsin no longer than 7 days
 - Proof of a negative EIA test in previous 12 months accompanies the animal
- Requirements are subject to change as conditions warrant. For current information, check https://datcp.wi.gov/Pages/Programs_Services/HorseOtherEquineMvmt.aspx

Poultry & Waterfowl (pigeons are not considered poultry for fairs and shows) - Poultry and waterfowl from within Wisconsin need:

- A NPIP certificate stating that the birds originate from a US pullorum-typhoid clean or NPIP affiliate flock and turkeys must test negative for Mycoplasma gallisepticum, or
 - A DATCP-issued certificate stating they are from a Wisconsin Tested or Associate Flock and turkeys must test negative for Mycoplasma gallisepticum or
 - Individually test sexually mature birds within 90 days before arrival at the show. These birds also need wing or leg band identification (ID). All birds must test negative for pullorum-typhoid, and turkeys must test negative for Mycoplasma gallisepticum. Poultry and waterfowl from outside Wisconsin need a certificate of veterinary inspection or equivalent (such as form VS 9-3) that states:
 - They originate from a flock classified pullorum-typhoid clean under NPIP or an equivalent state program and turkeys must test negative for Mycoplasma gallisepticum, or
 - If they are sexually mature, that they have tested negative for pullorum-typhoid (and Mycoplasma gallisepticum for turkeys) within 90 days before arrival at the show. These birds also need wing or leg band ID. Not required:
 - Import permit number
- Requirements are subject to change as conditions warrant. For current information, check https://datcp.wi.gov/Pages/Programs_Services/PoultryMovement.aspx

Exotic Ruminants - Note: Exotic ruminants are ruminants that are not native to Wisconsin, and are not cervids – for example, Old World camels, yaks, water buffalo, pronghorn antelope,

giraffes, and non-domestic sheep and goats. In addition, please contact your county and local municipality for any restrictions. Exotic ruminants from within Wisconsin have no requirements. Exotic ruminants from outside Wisconsin must have

- Certificate of veterinary inspection (CVI or health certificate)
 - Official individual identification (ID) as required for tuberculosis and brucellosis testing
 - Import permit
 - Proof written on the CVI that they meet requirements for:
 - o Tuberculosis (TB) – negative test required within 60 days before entry
 - o Brucellosis – negative test required within 30 days before entry
- Please call 608-224-4872 beforehand to determine which TB test to use. For information on obtaining an import permit:
- Online https://datcp.wi.gov/Pages/Programs_Services/AnimalMovementPermits.aspx
 - Email DATCPAnimalImports@wi.gov
- Call 608-224-4872 Requirements are subject to change as conditions warrant. For current information, check https://datcp.wi.gov/Pages/Programs_Services/ExoticSpeciesMvmt.aspx.

South American camelids, llamas, alpacas, guanacos, vicunas –

South American camelids from within Wisconsin have no requirements. South American camelids from outside Wisconsin must have a certificate of veterinary inspection (CVI or health certificate) and official individual identification (ID). Official ID may be:

- Approved USDA ear tag number
 - Microchip number
 - Breed association registration number
 - Breed association tattoo
- Requirements are subject to change as conditions warrant. For current information, check https://datcp.wi.gov/Pages/Programs_Services/LlamaAlpacaMovement.aspx.

Small Animals: Dogs, domestic cats, and other household pets

(ferrets, pet birds, rabbits, gerbils, guinea pigs, hamsters, domestic mice and rats) - Note: For animals that are part of menageries, see also rules below for menageries. Pot-bellied and miniature pigs fall under rules for swine. Dog hybrids, domestic cat hybrids, or exotic small cat species such as servals fall under rules for Exotic small animals. Native wild animals and birds, including raptors, and captive wild animals such as raccoons, opossums, and skunks fall under rules for wild animals. Dogs from within Wisconsin that are 5 months or older need proof of current rabies vaccination. Cats and other household pets from within Wisconsin have no requirements. Dogs and cats from outside Wisconsin that are 5 months or older need to be vaccinated for rabies by a licensed veterinarian, and regardless of age, need certificates of veterinary inspection (CVIs or health certificates) stating the age of the animal and for animals 5 months and older the date of last rabies vaccination and revaccination due date. Other household pets from outside Wisconsin need certificates of veterinary inspection (CVIs or health certificates) but have no testing or vaccination requirements. Small animals from other nations need to meet requirements of the U.S. Department of Agriculture (608-662-0600) and Centers for Disease Control (1-800-232-4636). Requirements are subject to change as conditions warrant. For current information, check https://datcp.wi.gov/Pages/Programs_Services/PetMovement.aspx

Exotic small animals (any species not covered by “small animals” above), exotic large animals, and other wild animals – Note: Local jurisdictions may have requirements beyond the state requirements listed here. Animals from within Wisconsin do not have any requirements as long as they are legally possessed in Wisconsin. Animals from outside Wisconsin generally have no testing or vaccination requirements, but do need:

- Certificate of veterinary inspection (CVI or health certificate)
- Import permit number Note: Some animals may not be brought to Wisconsin. These are North American prairie dogs and the following African species: tree squirrels, rope squirrels, dormice, Gambian giant pouched rats, brush-tailed porcupines and striped mice. Some animals may require permits from the Wisconsin Department of Natural Resources. See <http://dnr.wi.gov>.

For information on obtaining an import permit:

- Online https://datcp.wi.gov/Pages/Programs_Services/AnimalMovementPermits.aspx
- Email DATCPAnimalImports@wi.gov
- Call 608-224-4872 Requirements are subject to change as conditions warrant. For current information, check https://datcp.wi.gov/Pages/Programs_Services/PetMovement.aspx

Circus, rodeo, racing, and menagerie animals - Note: Local jurisdictions may have requirements beyond the state requirements listed here. Animals from within Wisconsin must meet vaccination and testing requirements for their species. See these requirements earlier in this document. Animals from outside Wisconsin need certificates of veterinary inspection (CVIs or health certificates) and vaccinations, identification, and tests required for their species. See these requirements earlier in this document. They also need import permit numbers if they are:

- Circuses and individual circus acts
- Rodeo stock other than individual participants’ horses
- Multi-species menageries (defined as any animals kept in a collection primarily for purposes of exhibition or competition)
- Petting zoos They do not need import permit numbers if they are:
 - Rodeo horses owned by individual participants
 - Single-species groups Note: Some animals may not be brought to Wisconsin. These are North American prairie dogs and the following African species: tree squirrels, rope squirrels, dormice, Gambian giant pouched rats, brush-tailed porcupines and striped mice. Some animals may require permits from the Department of Natural Resources. See <https://dnr.wi.gov/topic/wildlifehabitat/captive.html> For information on obtaining an import permit:
 - Online https://datcp.wi.gov/Pages/Programs_Services/AnimalMovementPermits.aspx
 - Email DATCPAnimalImports@wi.gov
 - Call 608-224-4872 Requirements are subject to change as conditions warrant. For current information, check https://datcp.wi.gov/Pages/Programs_Services/CircusesRodeosMenageries.asp


Guidelines for housing and managing animals –

The State Veterinarian recommends that exhibitors:

- Vaccinate breeding cattle against bovine viral diarrhea (BVD) at least 30 days before the event
- Test cattle for BVD-PI by immunoperoxidase test, and bring them to shows only if they test negative
- Test cattle for Johne’s disease by ELISA test, and bring them to shows only if they test negative
- Clean and disinfect vehicles used to transport animals to and from the show, and vehicles used on the grounds before, during, and after the show
- Isolate exhibited animals returning to their farms or animals purchased at the show for 21 days before mingling them with other stock

The State Veterinarian recommends that show organizers:

- House cattle separately from South American camelids and other exotic ruminants
- House cattle separately from small ruminants, especially sheep
- House ostriches, emus, rheas and cassowaries separately from domestic poultry
- House swine separately from any other mammals
- Include a space for the premises registration code on livestock entry forms
- Provide hand-washing stations near all livestock facilities
- Provide individual watering and feeding troughs rather than common ones.



4-H Projects and Corresponding Junior Fair Departments at the Outagamie County Fair

4-H Projects If you are enrolled in...	Fair "Dept."	Department Name	These are the "classes" that you are eligible to enter in:
Adventures	116	Natural Sciences	H – Adventures (Backpacking/Hiking, Bicycling, Camping, Canoeing, Winter Travel)
Art	118	Cultural Arts	A-H (Art, Basket Weaving, Ceramics, Creative Stitchery, Jewelry, Leathercraft, & Paper Crafting, Drawing & Painting)
Beef	102 110	Beef Animal Science	102 - A-J 110 -D – Beef Educational
Cats	113 110	Cats Animal Science	113 - A-B 110 – K – Cat Educational
Child Development	129	Child Development	A
Citizenship	134	Citizenship	A (Careers, Citizenship, Entrepreneurship, Health, History & Heritage, Inter-Generational, International Relations, Personal Finance, Safety, Service Learning)
Clothing	126	Clothing	A-B (Clothing and Clothing Revue)
Cloverbuds (K – 2)	117	Explorers	A
Communications	131	Communications	A - Creative Writing
Computers	121	Computers	A
Crocheting	127	Knitting & Crocheting	C-D (Crocheting and Crocheting Revue)
Crops	114	Plant & Soil Science	A
Dairy	101 110	Dairy Animal Science	A-J 110 - C – Dairy Educational
Dogs	109 110	Dogs Animal Science	A-D 110 – I – Dog Educational
Electricity	123	Electricity	A
Exploring your Environment	116	Natural Science	A-G (Birds, Entomology, Fishing, Forestry, Wildflowers, Recycling)
Foods & Food Preservation	125	Foods & Nutrition Food Preservation	A-D (Foods & Nutrition, Food Preservation, Foods Revue, and Cake Decorating)
Goats	105 110	Goats Animal Science	105 – A-H 110 – G – Goat Educational
Home Environment	128	Home Environment	A
Horse & Pony	106 110	Horse & Pony Animal Science	106 – A-F and H 110 – H – Horse Educational
Horseless Horse	106 110	Horse & Pony Animal Science	106 – G-H 110 – H – Horse Educational
Horticulture	115	Flowers & Houseplants	A-E (Flowers, Bouquets & Arrangements, Houseplants, Plant Crafts, Home Grounds)
Knitting	127	Knitting & Crocheting	A-B (Knitting and Knitting Revue)
Mechanical Sciences	124	Mechanical Projects	A-I (Aerospace, Auto, Geospatial, Handyman, Scale Models, Small Engines, Tractor, Welding)
Pets	110	Animal Science	B and J (Pets and Pet Educational)
Photography	120	Photography	A
Pigeons	107	Poultry	PA-PZ and Z
Poultry	107	Poultry	AA-MD and RA-Z
Rabbits	108	Rabbits	AA-FA
Robotics	124	Mechanical Projects	J
Self-Determined	133	Youth Leadership	B
Sheep	104 110	Sheep Animal Science	104 – A-M 110 – F – Sheep Educational
Shooting Sports	116	Natural Sciences	I-K (Aerospace, Firearms, Hunting & Trapping)
Swine	103 110	Swine Animal Science	103 – A-D 110 – E – Swine Educational
Theatre Arts	118	Cultural Arts	J
Vegetables	114	Plant & Soil Science	B
Veterinary Science	110	Veterinary Science	A, C-K
Woodworking	122	Woodworking	A
Youth Leadership	133	Youth Leadership	A

